



## Supplemental Information Table of Contents

1. Project Diagram
2. Total Project Budget with Detail by Partner

### *Letters of Support*

#### **Other Partners**

1. Washington State Access to Justice Board
2. Washington State Office of Civil Legal Aid
3. TechSoup Global
4. YWCA Yakima
5. Catholic Charities Housing Services

#### **United States Senate, Washington State**

6. Senator Maria Cantwell
7. Senator Patty Murray

#### **Congress of the United States House of Representatives**

8. Congressman Jay Inslee, 1<sup>st</sup> District Washington

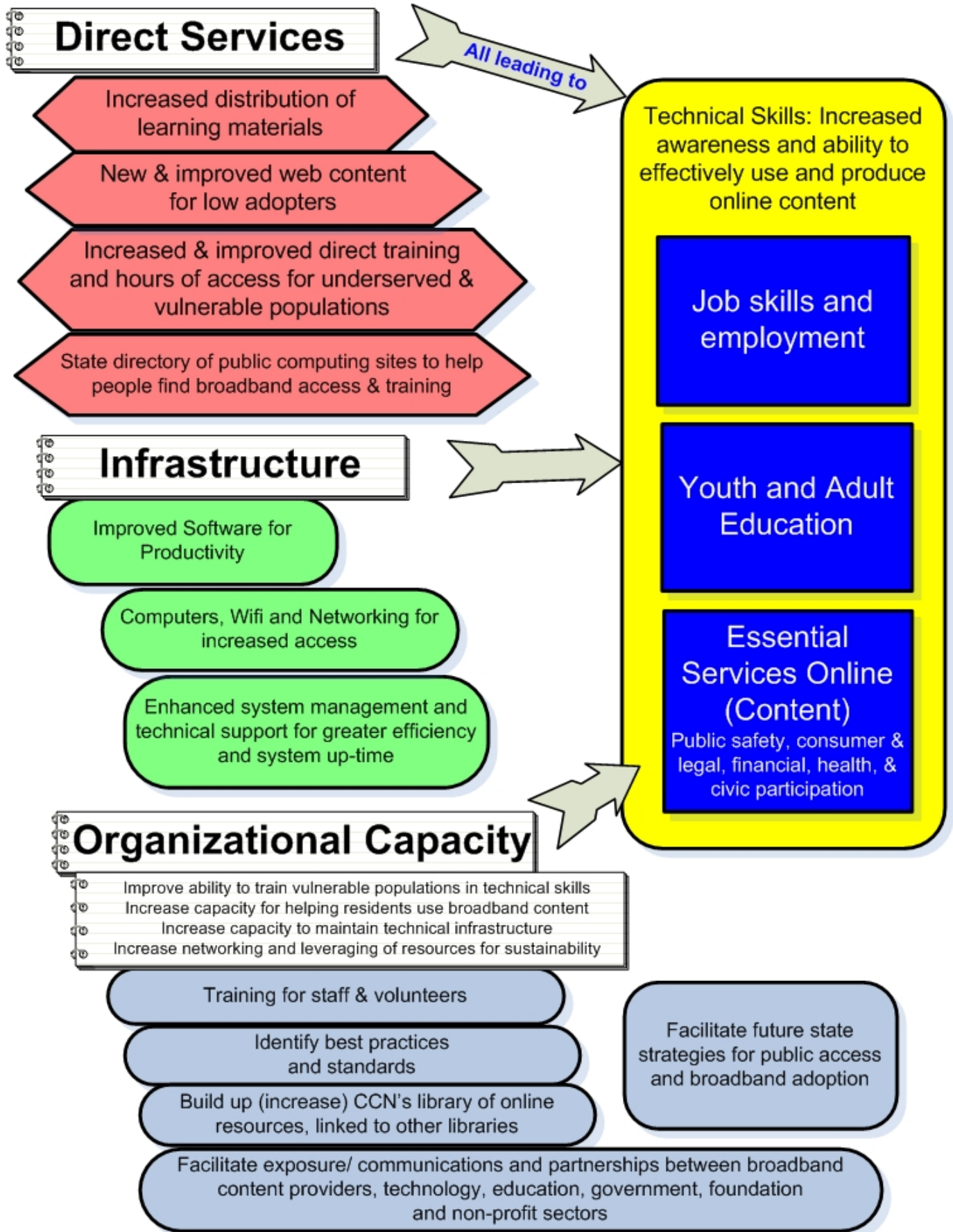
#### **Washington State Senate**

9. Senator Jerome Delvin, 8<sup>th</sup> District
10. Senator Mary Margaret Haugen, 10<sup>th</sup> District
11. Senator Curtis King, 14<sup>th</sup> District
12. Senator Jim Kastama, 25<sup>th</sup> District
13. Senator Joe McDermott, 34<sup>th</sup> District
14. Senator Adam Kline, 37<sup>th</sup> District
15. Senator Kevin Ranker, 40<sup>th</sup> District
16. Senator Randy Gordon, 41<sup>st</sup> District

#### **State of Washington House of Representatives**

17. Bob Hasegawa, 11<sup>th</sup> District
18. Dave Upthegrove, 33<sup>rd</sup> District
19. Tina Orwall, 33<sup>rd</sup> District
20. Judy Clibborn, 41<sup>st</sup> District
21. Marcie Maxwell, 41<sup>st</sup> District
22. Jamie Pedersen, 43<sup>rd</sup> District
23. Sharon Tomiko Santos & Eric Pettigrew, 37<sup>th</sup> District;  
Bob Hasegawa, 11<sup>th</sup> District

# Communities Connect Network BTOP Public Access Proposal Outline



Communities Connect Network Project

A. Personnel (3% COLA)

	Y1	Y2	Total
[Redacted]	[Redacted]	[Redacted]	[Redacted]
[Redacted]	[Redacted]	[Redacted]	[Redacted]
[Redacted]	[Redacted]	[Redacted]	[Redacted]
[Redacted]	[Redacted]	[Redacted]	[Redacted]
[Redacted]	[Redacted]	[Redacted]	[Redacted]
<b>Total Other Personnel</b>	[Redacted]	[Redacted]	[Redacted]

B. Fringe Benefits (25% rate)

	Y1	Y2	Total
[Redacted]	[Redacted]	[Redacted]	[Redacted]
[Redacted]	[Redacted]	[Redacted]	[Redacted]
[Redacted]	[Redacted]	[Redacted]	[Redacted]
[Redacted]	[Redacted]	[Redacted]	[Redacted]
[Redacted]	[Redacted]	[Redacted]	[Redacted]
<b>Total Fringe Benefits</b>	[Redacted]	[Redacted]	[Redacted]

C. Travel

National BTOP-related Conferences (NTEN, NECC); 2 staff attend/conference - \$600 airfare; \$450 hotel; per diem	\$6,000	\$6,000	\$12,000
Training, install and tech support at partner sites (local mileage, per diem, hotels)	\$13,000	\$7,000	\$20,000
<b>Total Travel</b>	<b>\$19,000</b>	<b>\$13,000</b>	<b>\$32,000</b>

D. Equipment

Hardware: 244 Desktop/Laptop computers (Purchased in bulk by EdLab Group; see attached detail by partner)	\$195,909	\$45,676	\$241,585
Software (Purchased in bulk by EdLab Group; see attached detail by partner)	\$68,354	\$13,500	\$81,854
<b>Total Equipment</b>	<b>\$264,263</b>	<b>\$59,176</b>	<b>\$323,439</b>

E. Supplies

Project supplies - \$500/mo *12 mos (items costing less than \$5,000)	\$6,000	\$6,000	\$12,000
<b>Total Supplies</b>	<b>\$6,000</b>	<b>\$6,000</b>	<b>\$12,000</b>



Communities Connect Network Project

**H. Other**

Web hosting for Portal		\$2,000	\$600	\$2,600
	<b>Total Other</b>	<b>\$2,000</b>	<b>\$600</b>	<b>\$2,600</b>

**I. Total Direct Charges**

<b>\$2,108,464</b>	<b>\$1,780,373</b>	<b>\$3,888,837</b>
--------------------	--------------------	--------------------

**J. Indirect Costs**

15% of all Direct Costs (only on first \$25,000 of subcontracts)

\$166,609	\$114,287	\$280,896
<b>Total Indirect Costs</b>	<b>\$114,287</b>	<b>\$280,896</b>

**K. TOTAL ALL DIRECT & INDIRECT**

<b>\$2,275,074</b>	<b>\$1,894,660</b>	<b>\$4,169,734</b>
--------------------	--------------------	--------------------

**L. Total Available Match**

EdLab Group indirect costs [REDACTED]	[REDACTED]	\$144,763	\$355,802
CCN Bill & Melinda Gates Foundation Grant	[REDACTED]	\$0	\$15,000
Partners contributions	[REDACTED]	\$863,970	\$1,916,986
	<b>Total Available Match</b>	<b>\$1,008,734</b>	<b>\$2,287,787</b>

**M. TOTAL ALL FEDERAL & MATCH**

<b>\$3,554,127</b>	<b>\$2,903,394</b>	<b>\$6,457,521</b>
--------------------	--------------------	--------------------



	Year One	Year Two	Total
<b>LaConner Regional Library</b>			
Hardware (Desktops & Laptops)	\$0	\$0	\$0
Software	\$0	\$0	\$0
<b>Kalispel Tribal Court</b>			
Hardware (Desktops & Laptops)	\$6,600	\$0	\$6,600
Software	\$1,200	\$0	\$1,200
<b>Upper Skagit Library</b>			
Hardware (Desktops & Laptops)	\$6,000	\$0	\$6,000
Software	\$1,200	\$1,200	\$2,400
<b>MMRTI</b>			
Hardware (Desktops & Laptops)	\$0	\$0	\$0
Software	\$2,200	\$0	\$2,200
<b>Horn of Africa</b>			
Hardware (Desktops & Laptops)	\$11,000	\$0	\$11,000
Software	\$0	\$0	\$0
<b>Street Youth Ministries</b>			
Hardware (Desktops & Laptops)	\$3,250	\$5,000	\$8,250
Software	\$2,000	\$6,000	\$8,000
<b>Edith Bishel Center</b>			
Hardware (Desktops & Laptops)	\$1,494	\$1,494	\$2,988
Software	\$0	\$0	\$0
<b>Burlington Public Library</b>			
Hardware (Desktops & Laptops)	\$9,600	\$0	\$9,600
Software	\$2,250	\$0	\$2,250
<b>Lopez Island Family Resource Center</b>			
Hardware (Desktops & Laptops)	\$1,800	\$0	\$1,800
Software	\$1,980	\$0	\$1,980
<b>Puyallup Public Library</b>			
Hardware (Desktops & Laptops)	\$13,600	\$0	\$13,600
Software	\$400	\$0	\$400
<b>East African Community Services</b>			
Hardware (Desktops & Laptops)	\$900	\$0	\$900
Software	\$0	\$0	\$0
<b>New Futures Technology Labs</b>			
Hardware (Desktops & Laptops)	\$0	\$0	\$0
Software	\$0	\$0	\$0
<b>Chinese Information and Service Center (CISC)</b>			
Hardware (Desktops & Laptops)	\$0	\$0	\$0
Software	\$0	\$0	\$0

<b>Neighborhood House</b>				
	Hardware (Desktops & Laptops)	\$12,800	\$8,400	\$21,200
	Software	\$1,470	\$0	\$1,470
<b>Northwest Justice Project</b>				
	Hardware (Desktops & Laptops)	\$0	\$0	\$0
	Software	\$0	\$0	\$0
<b>YMCA</b>				
	Hardware (Desktops & Laptops)	\$0	\$0	\$0
	Software	\$1,800	\$1,500	\$3,300
<b>RecTECH Seattle (X sites)</b>				
	Hardware (Desktops & Laptops)	\$43,600	\$0	\$43,600
	Software	\$19,018	\$0	\$19,018
<b>Vet Tech Center</b>				
	Hardware (Desktops & Laptops)	\$13,996	\$7,000	\$20,996
	Software	\$20,196	\$0	\$20,196
<b>Yakama Nation Library</b>				
	Hardware (Desktops & Laptops)	\$25,000	\$0	\$25,000
	Software	\$5,000	\$0	\$5,000
<b>Helping Link</b>				
	Hardware (Desktops & Laptops)	\$10,300	\$9,900	\$20,200
	Software	\$1,440	\$3,000	\$4,440
<b>La Casa Hogar</b>				
	Hardware (Desktops & Laptops)	\$1,500	\$8,682	\$10,182
	Software	\$3,000	\$600	\$3,600
<b>Chelan County Court</b>				
	Hardware (Desktops & Laptops)	\$3,200	\$0	\$3,200
	Software	\$0	\$0	\$0
<b>Whatcom County Court</b>				
	Hardware (Desktops & Laptops)	\$8,000	\$0	\$8,000
	Software	\$3,000	\$0	\$3,000
<b>Cowlitz County Court</b>				
	Hardware (Desktops & Laptops)	\$7,769	\$0	\$7,769
	Software	\$0	\$0	\$0
<b>Seattle Housing Authority (WHTC &amp; Denny/Jefferson Terrace)</b>				
	Hardware (Desktops & Laptops)	\$15,500	\$5,200	\$20,700
	Software	\$2,200	\$1,200	\$3,400
		<b>Year One</b>	<b>Year Two</b>	<b>Total</b>
	<b>TOTAL HARDWARE</b>	<b>\$195,909</b>	<b>\$45,676</b>	<b>\$241,585</b>
	<b>TOTAL SOFTWARE</b>	<b>\$68,354</b>	<b>\$13,500</b>	<b>\$81,854</b>



FEDERAL BUDGET

	Y1	Y2	Total
<b>A. Personnel Salaries and Wages</b>			
Name, Title @ .XX FTE - base is \$X	\$0	\$0	\$0
Name, Title @ .XX FTE - base is \$X	\$0	\$0	\$0
<b>Total Personnel Salaries and Wages</b>	<b>\$0</b>	<b>\$0</b>	<b>\$0</b>
 <b>B. Fringe Benefits (25% rate for example)</b>			
Name, Title	\$0	\$0	\$0
Name, Title	\$0	\$0	\$0
<b>Total Fringe Benefits</b>	<b>\$0</b>	<b>\$0</b>	<b>\$0</b>
 <b>C. Equipment (items greater than \$5,000/ea)</b>			
Item ABC	\$0	\$0	\$0
<b>Total Equipment</b>	<b>\$0</b>	<b>\$0</b>	<b>\$0</b>
 <b>D. Travel</b>			
Provide detailed travel information per person (airfare/mileage/per diem)	\$0	\$0	\$0
<b>Total Travel</b>	<b>\$0</b>	<b>\$0</b>	<b>\$0</b>
 <b>E. Materials and Supplies (items cost less than \$5,000/ea)</b>			
Class materials- quarterly classes with 9 students each	\$700	\$700	\$1,400
Refurbished laptop computers (X @ \$300/ea)	\$0	\$0	\$0
Refurbished desktop computers (X @ \$100/ea)	\$0	\$0	\$0
Microsoft Suite 2007 for 10 laptops (TechSoup \$20 each)	\$200	\$0	\$200
Mobile broadband hotspot - 2	\$400	\$0	\$400
Furnishings	\$0	\$0	\$0
<b>Total Materials and Supplies</b>	<b>\$1,300</b>	<b>\$700</b>	<b>\$2,000</b>
 <b>F. Consultant Services (contractual staff, trainers, etc.)</b>			
NWSolutions removal of old/installation of new software on the laptops	\$500	\$0	\$500
<b>Total Consultant Services</b>	<b>\$500</b>	<b>\$0</b>	<b>\$500</b>
 <b>G. Other</b>			
Mobile broadband service	\$720	\$720	\$1,440
<b>Total Other</b>	<b>\$720</b>	<b>\$720</b>	<b>\$1,440</b>
 <b>H. Total Direct Costs (may not exceed \$75,000/year)</b>	<b>\$2,520</b>	<b>\$1,420</b>	<b>\$3,940</b>
 <b>I. Cost Sharing Target: 30% of Total Direct Costs (at minimum)</b>	<b>\$756</b>	<b>\$426</b>	<b>\$1,182</b>

**MATCH BUDGET**

	Y1	Y2	Total
<b>A. Personnel Salaries and Wages</b>			
Name, Title @ .XX FTE - base is \$X	\$0	\$0	\$0
<b>Total Personnel Salaries and Wages</b>	<b>\$0</b>	<b>\$0</b>	<b>\$0</b>
<b>B. Fringe Benefits (25% rate for example)</b>			
Name, Title	\$0	\$0	\$0
<b>Total Fringe Benefits</b>	<b>\$0</b>	<b>\$0</b>	<b>\$0</b>
<b>C. Equipment (items greater than \$5,000/ea)</b>			
Item ABC	\$0	\$0	\$0
<b>Total Equipment</b>	<b>\$0</b>	<b>\$0</b>	<b>\$0</b>
<b>D. Travel</b>			
diem)	\$0	\$0	\$0
<b>Total Travel</b>	<b>\$0</b>	<b>\$0</b>	<b>\$0</b>
<b>E. Materials and Supplies (items cost less than \$5,000/ea)</b>			
Item ABC (X @ \$X/ea)	\$0	\$0	\$0
<b>Total Materials and Supplies</b>	<b>\$0</b>	<b>\$0</b>	<b>\$0</b>
<b>F. Consultant Services (contractual staff, trainers, etc.)</b>			
Volunteers (X @ \$20/hr) 2 volunteers 48 hrs	\$960	\$960	\$1,920
<b>Total Consultant Services</b>	<b>\$960</b>	<b>\$960</b>	<b>\$1,920</b>
<b>G. Other (provide detail)</b>			
Private/Public Foundations	\$500	\$500	\$1,000
Existing Program Funds	\$0	\$0	\$0
Individual Donors	\$0	\$0	\$0
Special Events	\$0	\$0	\$0
State Funds	\$0	\$0	\$0
Fees/Earned Income	\$0	\$0	\$0
Other - such as Internet access costs	\$0	\$0	\$0
<b>Total Other</b>	<b>\$500</b>	<b>\$500</b>	<b>\$1,000</b>
<b>H. Total Proposed Cost Share</b>	<b>\$1,460</b>	<b>\$1,460</b>	<b>\$2,920</b>
<i>I. Cost Sharing Target: 30% of Total Direct Costs (at minimum)</i>	<i>\$0</i>	<i>\$0</i>	<i>\$0</i>
<i>J. Amount Over / (Under) Target</i>	<i>\$1,460</i>	<i>\$1,460</i>	<i>\$2,920</i>

FEDERAL BUDGET

**Kalispel Tribal Court**

	Y1	Y2	Total
<b>A. Personnel Salaries and Wages</b>			
Name, Title @ .XX FTE - base is \$X	\$0	\$0	\$0
Name, Title @ .XX FTE - base is \$X	\$0	\$0	\$0
<b>Total Personnel Salaries and Wages</b>	<b>\$0</b>	<b>\$0</b>	<b>\$0</b>
<b>B. Fringe Benefits (25% rate for example)</b>			
Name, Title	\$0	\$0	\$0
Name, Title	\$0	\$0	\$0
<b>Total Fringe Benefits</b>	<b>\$0</b>	<b>\$0</b>	<b>\$0</b>
<b>C. Equipment (items greater than \$5,000/ea)</b>			
Item ABC	\$0	\$0	\$0
<b>Total Equipment</b>	<b>\$0</b>	<b>\$0</b>	<b>\$0</b>
<b>D. Travel</b>			
Provide detailed travel information per person (airfare/mileage/per diem)	\$0	\$0	\$0
<b>Total Travel</b>	<b>\$0</b>	<b>\$0</b>	<b>\$0</b>
<b>E. Materials and Supplies (items cost less than \$5,000/ea)</b>			
52 inch LCD monitor for video conferencing (2@\$1500 ea)	\$3,000	\$0	\$3,000
Video conferencing equipment - Polycom (2@\$5000 ea)	\$7,200	\$0	\$7,200
Laptop (2@\$1100)	\$0	\$0	\$0
Desktop computers (4 @ \$1100/ea)	\$0	\$0	\$0
Office software (6 @ \$ 200/ea)	\$0	\$0	\$0
Network Switches (1 Catalyst 3750@ \$3500)	\$3,500	\$0	\$3,500
Furnishings: desk/chair/cart (2@\$1050)	\$2,100	\$0	\$2,100
Project supplies (\$X/mo * 12 mos)	\$0	\$0	\$0
<b>Total Materials and Supplies</b>	<b>\$15,800</b>	<b>\$0</b>	<b>\$15,800</b>
<b>F. Consultant Services (contractual staff, trainers, etc.)</b>			
Name, Title, Organization	\$0	\$0	\$0
<b>Total Consultant Services</b>	<b>\$0</b>	<b>\$0</b>	<b>\$0</b>
<b>G. Other</b>			
Describe here and identify per unit costs as applicable	\$0	\$0	\$0
<b>Total Other</b>	<b>\$0</b>	<b>\$0</b>	<b>\$0</b>
<b>H. Total Direct Costs (may not exceed \$75,000/year)</b>	<b>\$15,800</b>	<b>\$0</b>	<b>\$15,800</b>
<b>I. Cost Sharing Target: 30% of Total Direct Costs (at minimum)</b>	<b>\$4,740</b>	<b>\$0</b>	<b>\$4,740</b>

MATCH BUDGET

	Y1	Y2	Total
<b>A. Personnel Salaries and Wages</b>			
<b>B. Fringe Benefits (25% rate for example)</b>			
<b>C. Equipment (items greater than \$5,000/ea)</b>			
Item ABC	\$0	\$0	\$0
<b>Total Equipment</b>	<b>\$0</b>	<b>\$0</b>	<b>\$0</b>
<b>D. Travel</b> (airfare/mileage/per diem)			
	\$0	\$0	\$0
<b>Total Travel</b>	<b>\$0</b>	<b>\$0</b>	<b>\$0</b>
<b>\$5,000/ea)</b>			
Peripherals	\$0	\$0	\$0
<b>Total Materials and Supplies</b>	<b>\$0</b>	<b>\$0</b>	<b>\$0</b>
etc.)			
Volunteers (X @ \$20/hr)	\$0	\$0	\$0
<b>Total Consultant Services</b>	<b>\$0</b>	<b>\$0</b>	<b>\$0</b>
<b>G. Other (provide detail)</b>			
Private/Public Foundations	\$0	\$0	\$0
Existing Program Funds	\$0	\$0	\$0
Individual Donors	\$0	\$0	\$0
Special Events	\$0	\$0	\$0
State Funds	\$0	\$0	\$0
Fees/Earned Income	\$0	\$0	\$0
Other - such as Internet access costs	\$0	\$0	\$0
<b>Total Other</b>	<b>\$0</b>	<b>\$0</b>	<b>\$0</b>
<b>H. Total Proposed Cost Share</b>	<b>\$8,477</b>	<b>\$8,477</b>	<b>\$16,954</b>
<i>minimum)</i>	\$0	\$0	\$0
<b>J. Amount Over / (Under) Target</b>	<b>\$8,477</b>	<b>\$8,477</b>	<b>\$16,954</b>

FEDERAL BUDGET

	Y1	Y2	Total
<b>A. Personnel Salaries and Wages</b>			
Name, Title @ .XX FTE - base is \$X	\$0	\$0	\$0
Name, Title @ .XX FTE - base is \$X	\$0	\$0	\$0
<b>Total Personnel Salaries and Wages</b>	<b>\$0</b>	<b>\$0</b>	<b>\$0</b>
<b>B. Fringe Benefits (25% rate for example)</b>			
Name, Title	\$0	\$0	\$0
Name, Title	\$0	\$0	\$0
<b>Total Fringe Benefits</b>	<b>\$0</b>	<b>\$0</b>	<b>\$0</b>
<b>C. Equipment (items greater than \$5,000/ea)</b>			
Item ABC	\$0	\$0	\$0
<b>Total Equipment</b>	<b>\$0</b>	<b>\$0</b>	<b>\$0</b>
<b>D. Travel</b>			
Provide detailed travel information per person (airfare/mileage/per diem)	\$0	\$0	\$0
<b>Total Travel</b>	<b>\$0</b>	<b>\$0</b>	<b>\$0</b>
<b>E. Materials and Supplies (items cost less than \$5,000/ea)</b>			
Project supplies (\$X/mo * 12 mos)	\$0	\$0	\$0
Refurbished laptop computers (6 @ \$300/ea)	\$0	\$0	\$0
Refurbished desktop computers (X @ \$100/ea)	\$0	\$0	\$0
Software Programs, licenses for keyboarding, GED, web design (6@\$200/ea)	\$0	\$0	\$0
Desktop Computers (6 @ \$1000)	\$0	\$0	\$0
Peripherals (X @ \$X/ea)	\$0	\$0	\$0
Furnishings	\$1,500	\$0	\$1,500
<b>Total Materials and Supplies</b>	<b>\$1,500</b>	<b>\$0</b>	<b>\$1,500</b>
<b>F. Consultant Services (contractual staff, trainers, etc.)</b>			
Name, Title, Organization	\$0	\$0	\$0
Name, Title	\$0	\$0	\$0
<b>Total Consultant Services</b>	<b>\$0</b>	<b>\$0</b>	<b>\$0</b>
<b>G. Other</b>			
Describe here and identify per unit costs as applicable	\$0	\$0	\$0
Internet upgrade costs	\$0	\$0	\$0
<b>Total Other</b>	<b>\$0</b>	<b>\$0</b>	<b>\$0</b>
<b>H. Total Direct Costs (may not exceed \$75,000/year)</b>	<b>\$1,500</b>	<b>\$0</b>	<b>\$1,500</b>













MATCH BUDGET



	Y1	Y2	Total
<b>A. Personnel Salaries and Wages</b>			
<b>B. Fringe Benefits (25% rate for example)</b>			
<b>C. Equipment (items greater than \$5,000/ea)</b>			
Item ABC	\$0	\$0	\$0
<b>Total Equipment</b>	<b>\$0</b>	<b>\$0</b>	<b>\$0</b>
<b>D. Travel</b> (airfare/mileage/per diem)			
	\$0	\$0	\$0
<b>Total Travel</b>	<b>\$0</b>	<b>\$0</b>	<b>\$0</b>
<b>\$5,000/ea)</b>			
Item ABC (X @ \$X/ea)	\$0	\$0	\$0
<b>Total Materials and Supplies</b>	<b>\$0</b>	<b>\$0</b>	<b>\$0</b>
<b>F. Consultant Services (contractual staff, trainers, etc.)</b>			
	\$0	\$0	\$0
<b>Total Consultant Services</b>	<b>\$0</b>	<b>\$0</b>	<b>\$0</b>
<b>G. Other (provide detail)</b>			
Private/Public Foundations	\$0	\$0	\$0
Existing Program Funds	\$0	\$0	\$0
Individual Donors	\$0	\$0	\$0
Special Events	\$0	\$0	\$0
State Funds	\$0	\$0	\$0
Fees/Earned Income	\$0	\$0	\$0
Other - such as Internet access costs	\$0	\$0	\$0
<b>Total Other</b>	<b>\$0</b>	<b>\$0</b>	<b>\$0</b>
<b>H. Total Proposed Cost Share</b>	<b>\$23,250</b>	<b>\$23,250</b>	<b>\$46,500</b>
<i>minimum)</i>	\$0	\$0	\$0
<b>J. Amount Over / (Under) Target</b>	<b>\$23,250</b>	<b>\$23,250</b>	<b>\$46,500</b>

FEDERAL BUDGET



	Y1	Y2	Total
<b>A. Personnel Salaries and Wages</b>			
Name, Title @ .XX FTE - base is \$X	\$0	\$0	\$0
Name, Title @ .XX FTE - base is \$X	\$0	\$0	\$0
<b>Total Personnel Salaries and Wages</b>	<b>\$0</b>	<b>\$0</b>	<b>\$0</b>
 <b>B. Fringe Benefits (25% rate for example)</b>			
Name, Title	\$0	\$0	\$0
Name, Title	\$0	\$0	\$0
<b>Total Fringe Benefits</b>	<b>\$0</b>	<b>\$0</b>	<b>\$0</b>
 <b>C. Equipment (items greater than \$5,000/ea)</b>			
Item ABC	\$0	\$0	\$0
<b>Total Equipment</b>	<b>\$0</b>	<b>\$0</b>	<b>\$0</b>
 <b>D. Travel</b> (airfare/mileage/per diem)			
	\$0	\$0	\$0
<b>Total Travel</b>	<b>\$0</b>	<b>\$0</b>	<b>\$0</b>
 <b>E. Materials and Supplies (items cost less than \$5,000/ea)</b>			
Project supplies (\$X/mo * 12 mos)	\$0	\$0	\$0
Refurbished laptop computers (X @ \$300/ea)	\$0	\$0	\$0
Refurbished desktop computers (X @ \$100/ea)	\$0	\$0	\$0
ABC Software Program (12 @ \$X/ea)	\$0	\$0	\$0
Dance Arcade Game Class Hardware	\$200	\$0	\$200
Peripherals (X @ \$X/ea)	\$0	\$0	\$0
Furnishings	\$0	\$0	\$0
<b>Total Materials and Supplies</b>	<b>\$200</b>	<b>\$0</b>	<b>\$200</b>
 <b>F. Consultant Services (contractual staff, trainers, etc.)</b>			
			
			
			
 <b>G. Other</b>			
Describe here and identify per unit costs as applicable	\$0	\$0	\$0
Internet upgrade costs	\$0	\$0	\$0
<b>Total Other</b>	<b>\$0</b>	<b>\$0</b>	<b>\$0</b>
 <b>H. Total Direct Costs (may not exceed \$75,000/year)</b>	<b>\$12,200</b>	<b>\$4,800</b>	<b>\$17,000</b>
 minimum)	<b>\$3,660</b>	<b>\$1,440</b>	<b>\$5,100</b>



MATCH BUDGET



**A. Personnel Salaries and Wages**

	Y1	Y2	Total
[Redacted]	[Redacted]	[Redacted]	[Redacted]
[Redacted]	[Redacted]	[Redacted]	[Redacted]
[Redacted]	[Redacted]	[Redacted]	[Redacted]

**B. Fringe Benefits (25% rate for example)**

Name, Title	Y1	Y2	Total
Total Fringe Benefits	\$0	\$0	\$0

**C. Equipment (items greater than \$5,000/ea)**

Item ABC	Y1	Y2	Total
Item ABC	\$0	\$0	\$0
Total Equipment	\$0	\$0	\$0

**D. Travel**

(airfare/mileage/per diem)	Y1	Y2	Total
(airfare/mileage/per diem)	\$0	\$0	\$0
Total Travel	\$0	\$0	\$0

**\$5,000/ea)**

Item ABC (X @ \$X/ea)	Y1	Y2	Total
Item ABC (X @ \$X/ea)	\$0	\$0	\$0
Total Materials and Supplies	\$0	\$0	\$0

**etc.)**

Volunteers (X @ \$20/hr)	\$1,500	\$1,260	\$2,760
5 Technical volunteers @ \$40/hr	\$3,000	\$1,000	\$4,000
Total Consultant Services	\$1,500	\$1,260	\$2,760

**G. Other (provide detail)**

Private/Public Foundations	\$0	\$0	\$0
Existing Program Funds	\$0	\$0	\$0
Individual Donors	\$0	\$0	\$0
Special Events	\$0	\$0	\$0
State Funds	\$0	\$0	\$0
Fees/Earned Income	\$0	\$0	\$0
Other - such as Internet access costs	\$0	\$0	\$0
Total Other	\$0	\$0	\$0

<b>H. Total Proposed Cost Share</b>	<b>\$7,500</b>	<b>\$4,260</b>	<b>\$11,760</b>
-------------------------------------	----------------	----------------	-----------------

<i>minimum)</i>	\$0	\$0	\$0
-----------------	-----	-----	-----



FEDERAL BUDGET

**A. Personnel Salaries and Wages**

	Y1	Y2
[Redacted]	[Redacted]	[Redacted]
[Redacted]	[Redacted]	[Redacted]

**B. Fringe Benefits (25% rate for example)**

Name, Title		
Name, Title	\$0	\$0
<b>Total Fringe Benefits</b>	<b>\$0</b>	<b>\$0</b>

**C. Equipment (items greater than \$5,000/ea)**

Item ABC	\$0	\$0
<b>Total Equipment</b>	<b>\$0</b>	<b>\$0</b>

**D. Travel**

Provide detailed travel information per person (airfare/mileage/per diem)	\$0	\$0
<b>Total Travel</b>	<b>\$0</b>	<b>\$0</b>

**E. Materials and Supplies (items cost less than \$5,000/ea)**

Project supplies (Dance Arcade Game supplies, headphones, flash drives)	\$1,000	\$0
Refurbished laptop computers (X @ \$300/ea)	\$0	\$0
Refurbished desktop computers (X @ \$100/ea)	\$0	\$0
Dance Arcade Game Software	\$880	\$0
DEF Hardware (10 desktops @ \$1100/ea)	\$0	\$0
Peripherals (1 @ \$324/ea)	\$324	\$0
Furnishings	\$0	\$0
<b>Total Materials and Supplies</b>	<b>\$2,204</b>	<b>\$0</b>

**F. Consultant Services (contractual staff, trainers, etc.)**

[Redacted]	[Redacted]	[Redacted]
[Redacted]	[Redacted]	[Redacted]

**G. Other**

Describe here and identify per unit costs as applicable	\$0	\$0
Internet upgrade costs	\$0	\$0
<b>Total Other</b>	<b>\$0</b>	<b>\$0</b>

<b>H. Total Direct Costs (may not exceed \$75,000/year)</b>	<b>\$12,254</b>	<b>\$0</b>
---	-----------------	------------

I. Cost Sharing Target: 30% of Total Direct Costs (at minimum)	\$3,676	\$0
--	---------	-----

J. Actual Proposed Cost Sharing (detail on second worksheet)

MATCH BUDGET

Total		Y1	Y2	Total
	<b>A. Personnel Salaries and Wages</b>			
\$2,150	Name, Title @ .XX FTE - base is \$X	\$0	\$0	\$0
\$0	<b>Total Personnel Salaries and Wages</b>	<b>\$0</b>	<b>\$0</b>	<b>\$0</b>
\$2,150				
	<b>B. Fringe Benefits (25% rate for example)</b>			
\$0	Name, Title	\$0	\$0	\$0
\$0	<b>Total Fringe Benefits</b>	<b>\$0</b>	<b>\$0</b>	<b>\$0</b>
\$0				
	<b>C. Equipment (items greater than \$5,000/ea)</b>			
\$0	Item ABC	\$0	\$0	\$0
\$0	<b>Total Equipment</b>	<b>\$0</b>	<b>\$0</b>	<b>\$0</b>
	<b>D. Travel</b>			
\$0	(airfare/mileage/per diem)	\$0	\$0	\$0
\$0	<b>Total Travel</b>	<b>\$0</b>	<b>\$0</b>	<b>\$0</b>
\$0				
	<b>\$5,000/ea)</b>			
\$1,000	Item ABC (X @ \$X/ea)	\$0	\$0	\$0
\$0	<b>Total Materials and Supplies</b>	<b>\$0</b>	<b>\$0</b>	<b>\$0</b>
\$0				
\$880	trainers, etc.)			
\$0	Volunteers (X @ \$20/hr)	\$0	\$0	\$0
\$880	<b>Total Consultant Services</b>	<b>\$0</b>	<b>\$0</b>	<b>\$0</b>
\$0				
\$324	<b>G. Other (provide detail)</b>			
\$0	Private/Public Foundations	\$0	\$0	\$0
\$2,204	Existing Program Funds	\$2,150	\$2,150	\$4,300
	Individual Donors	\$0	\$0	\$0
	Special Events	\$0	\$0	\$0
\$7,900	State Funds	\$0	\$0	\$0
\$0	Fees/Earned Income	\$0	\$0	\$0
\$7,900	Other - such as Internet access costs	\$800	\$1,900	\$2,700
	<b>Total Other</b>	<b>\$2,950</b>	<b>\$4,050</b>	<b>\$7,000</b>
\$0				
\$0	<b>H. Total Proposed Cost Share</b>	<b>\$2,950</b>	<b>\$4,050</b>	<b>\$7,000</b>
\$0				
\$0	(at minimum)	\$0	\$0	\$0
\$12,254	<b>J. Amount Over / (Under) Target</b>	<b>\$2,950</b>	<b>\$4,050</b>	<b>\$7,000</b>

\$3,676



FEDERAL BUDGET

**A. Personnel Salaries and Wages**

	Y1	Y2	Total
[Redacted]	[Redacted]	[Redacted]	[Redacted]
[Redacted]	[Redacted]	[Redacted]	[Redacted]
[Redacted]	[Redacted]	[Redacted]	[Redacted]

**B. Fringe Benefits (25% rate for example)**

Name, Title	Y1	Y2	Total
	\$0	\$0	\$0
<b>Total Fringe Benefits</b>	<b>\$0</b>	<b>\$0</b>	<b>\$0</b>

**C. Equipment (items greater than \$5,000/ea)**

N/A	Y1	Y2	Total
	\$0	\$0	\$0
<b>Total Equipment</b>	<b>\$0</b>	<b>\$0</b>	<b>\$0</b>

**D. Travel**

N/A	Y1	Y2	Total
	\$0	\$0	\$0
<b>Total Travel</b>	<b>\$0</b>	<b>\$0</b>	<b>\$0</b>

**\$5,000/ea)**

Hardware	\$0	\$0	\$0
Software	\$0	\$0	\$0
Internet	\$0	\$0	\$0
Class Incentives - I-pods	\$5,000	\$5,000	\$10,000
<b>Total Materials and Supplies</b>	<b>\$5,000</b>	<b>\$5,000</b>	<b>\$10,000</b>

etc.)

N/A	\$0	\$0	\$0
Name, Title	\$0	\$0	\$0
<b>Total Consultant Services</b>	<b>\$0</b>	<b>\$0</b>	<b>\$0</b>

**G. Other**

Interns	\$0	\$2,000	\$2,000
<b>Total Other</b>	<b>\$0</b>	<b>\$2,000</b>	<b>\$2,000</b>

**H. Total Direct Costs (may not exceed \$75,000/year)**

	\$13,500	\$15,500	\$29,000
<b>minimum)</b>	<b>\$4,050</b>	<b>\$4,650</b>	<b>\$8,700</b>

worksheet)

MATCH BUDGET



**A. Personnel Salaries and Wages**

	Y1	Y2	Total
[Redacted]	[Redacted]	[Redacted]	[Redacted]

**B. Fringe Benefits (25% rate for example)**

N/A	\$0	\$0	\$0
<b>Total Fringe Benefits</b>	<b>\$0</b>	<b>\$0</b>	<b>\$0</b>

**C. Equipment (items greater than \$5,000/ea)**

N/A	\$0	\$0	\$0
<b>Total Equipment</b>	<b>\$0</b>	<b>\$0</b>	<b>\$0</b>

**D. Travel**

N/A	\$0	\$0	\$0
<b>Total Travel</b>	<b>\$0</b>	<b>\$0</b>	<b>\$0</b>

**\$5,000/ea)**

Hardware	\$475	\$500	\$975
Software	\$500	\$500	\$1,000
Internet	\$300	\$300	\$600
Class Incentives - Ipods	\$1,350	\$1,650	\$3,000
<b>Total Materials and Supplies</b>	<b>\$2,625</b>	<b>\$2,950</b>	<b>\$5,575</b>

**trainers, etc.)**

Volunteers (X @ \$20/hr)	\$0	\$0	\$0
<b>Total Consultant Services</b>	<b>\$0</b>	<b>\$0</b>	<b>\$0</b>

**G. Other (provide detail)**

Interns	\$0	\$0	\$0
<b>Total Other</b>	<b>\$0</b>	<b>\$0</b>	<b>\$0</b>

**H. Total Proposed Cost Share**

	<b>\$5,625</b>	<b>\$7,950</b>	<b>\$13,575</b>
<i>(at minimum)</i>	\$0	\$0	\$0

**J. Amount Over / (Under) Target**

	<b>\$5,625</b>	<b>\$7,950</b>	<b>\$13,575</b>
--	----------------	----------------	-----------------

FEDERAL BUDGET

		Y1	Y2	Total
<b>A. Personnel Salaries and Wages</b>				
[Redacted]		[Redacted]	[Redacted]	[Redacted]
[Redacted]		[Redacted]	[Redacted]	[Redacted]
<b>B. Fringe Benefits (25% rate for example)</b>				
[Redacted]		[Redacted]	[Redacted]	[Redacted]
[Redacted]		[Redacted]	[Redacted]	[Redacted]
<b>C. Equipment (items greater than \$5,000/ea)</b>				
N/A		\$0	\$0	\$0
	<b>Total Equipment</b>	\$0	\$0	\$0
<b>D. Travel</b>				
N/A		\$0	\$0	\$0
	<b>Total Travel</b>	\$0	\$0	\$0
<b>\$5,000/ea)</b>				
Computer \$1258 & monitor \$236		\$0	\$0	\$0
	<b>Total Materials and Supplies</b>	\$0	\$0	\$0
<b>F. Consultant Services (contractual staff, trainers, etc.)</b>				
N/A		\$0	\$0	\$0
	<b>Total Consultant Services</b>	\$0	\$0	\$0
<b>G. Other</b>				
Admin \$1234/taxes/fees \$1332		\$2,566	\$2,566	\$5,132
	<b>Total Other</b>	\$2,566	\$2,566	\$5,132
<b>H. Total Direct Costs (may not exceed \$75,000/year)</b>		\$20,758	\$20,758	\$41,516
minimum)		\$6,227	\$6,227	\$12,455
worksheet)				

MATCH BUDGET



**A. Personnel Salaries and Wages**

	Y1	Y2	Total
[Redacted]	[Redacted]	[Redacted]	[Redacted]
[Redacted]	[Redacted]	[Redacted]	[Redacted]

example)

[Redacted]	[Redacted]	[Redacted]	[Redacted]
[Redacted]	[Redacted]	[Redacted]	[Redacted]

\$5,000/ea)

N/A	\$0	\$0	\$0
Total Equipment	\$0	\$0	\$0

**D. Travel**

N/A	\$0	\$0	\$0
Total Travel	\$0	\$0	\$0

less than \$5,000/ea)

Computer \$539 & 2 Monitors \$100	\$639	\$639	\$1,278
Total Materials and Supplies	\$639	\$639	\$1,278

staff, trainers, etc.)

Volunteers (X @ \$20/hr)	\$0	\$0	\$0
Total Consultant Services	\$0	\$0	\$0

**G. Other (provide detail)**

Admin \$529 / Taxes & fees \$571	\$1,100	\$1,100	\$2,200
Total Other	\$1,100	\$1,100	\$2,200

**H. Total Proposed Cost Share**

\$9,535	\$9,535	\$19,070
---------	---------	----------

Costs (at minimum)

\$0	\$0	\$0
-----	-----	-----

**J. Amount Over / (Under) Target**

\$9,535	\$9,535	\$19,070
---------	---------	----------



FEDERAL BUDGET

[REDACTED]

**A. Personnel Salaries and Wages**

	Y1	Y2	Total
[REDACTED]	[REDACTED]	[REDACTED]	[REDACTED]
[REDACTED]	[REDACTED]	[REDACTED]	[REDACTED]
[REDACTED]	[REDACTED]	[REDACTED]	[REDACTED]

**B. Fringe Benefits (25% rate for example)**

	Y1	Y2	Total
[REDACTED]	[REDACTED]	[REDACTED]	[REDACTED]
[REDACTED]	[REDACTED]	[REDACTED]	[REDACTED]
[REDACTED]	[REDACTED]	[REDACTED]	[REDACTED]

**C. Equipment (items greater than \$5,000/ea)**

Item ABC	\$0	\$0	\$0
<b>Total Equipment</b>	<b>\$0</b>	<b>\$0</b>	<b>\$0</b>

**D. Travel**

Provide detailed travel information per person (airfare/mileage/per diem)	\$0	\$0	\$0
<b>Total Travel</b>	<b>\$0</b>	<b>\$0</b>	<b>\$0</b>

**E. Materials and Supplies (items cost less than \$5,000/ea)**

Project supplies (\$10/mo * 12 mos)	\$120	\$120	\$240
Laptop computers (12 @ \$600/ea)	\$0	\$0	\$0
Desktop computers (3 @ \$800/ea)	\$0	\$0	\$0
Software (15 @ \$90/ea)	\$0	\$0	\$0
ADA Reading Software (Jaws) 1 @ 900	\$0	\$0	\$0
Peripherals (12 @ \$10/ea)	\$120	\$0	\$120
Furnishings	\$0	\$0	\$0
<b>Total Materials and Supplies</b>	<b>\$240</b>	<b>\$120</b>	<b>\$360</b>

**F. Consultant Services (contractual staff, trainers, etc.)**

Name, Title, Organization	\$0	\$0	\$0
Name, Title	\$0	\$0	\$0
<b>Total Consultant Services</b>	<b>\$0</b>	<b>\$0</b>	<b>\$0</b>

**G. Other**

Internet Service for WiFi access @\$200 per month	\$2,400	\$2,400	\$4,800
Internet upgrade costs	\$0	\$0	\$0
<b>Total Other</b>	<b>\$2,400</b>	<b>\$2,400</b>	<b>\$4,800</b>

**H. Total Direct Costs (may not exceed \$75,000/year)**

	\$12,340	\$11,895	\$24,095
--	----------	----------	----------

MATCH BUDGET

	Y1	Y2	Total
<b>A. Personnel Salaries and Wages</b>			
<b>B. Fringe Benefits (25% rate for example)</b>			
<b>C. Equipment (items greater than \$5,000/ea)</b>			
Item ABC	\$0	\$0	\$0
<b>Total Equipment</b>	<b>\$0</b>	<b>\$0</b>	<b>\$0</b>
<b>D. Travel</b> (airfare/mileage/per diem)			
	\$0	\$0	\$0
<b>Total Travel</b>	<b>\$0</b>	<b>\$0</b>	<b>\$0</b>
<b>E. Materials and Supplies (items cost less than \$5,000/ea)</b>			
Item ABC (X @ \$X/ea)	\$0	\$0	\$0
<b>Total Materials and Supplies</b>	<b>\$0</b>	<b>\$0</b>	<b>\$0</b>
<b>F. Consultant Services (contractual staff, trainers, etc.)</b>			
Volunteers (104 hours @ \$20/hr)	\$2,080	\$2,080	\$4,160
<b>Total Consultant Services</b>	<b>\$2,080</b>	<b>\$2,080</b>	<b>\$4,160</b>
<b>G. Other (provide detail)</b>			
Private/Public Foundations	\$0	\$0	\$0
Existing Program Funds	\$0	\$0	\$0
Individual Donors	\$0	\$0	\$0
Special Events	\$0	\$0	\$0
State Funds	\$0	\$0	\$0
Jaws Software	\$900	\$0	\$900
Other - Internet access costs	\$2,400	\$2,400	\$4,800
<b>Total Other</b>	<b>\$3,300</b>	<b>\$2,400</b>	<b>\$5,700</b>
<b>H. Total Proposed Cost Share</b>	<b>\$7,880</b>	<b>\$7,355</b>	<b>\$14,860</b>

FEDERAL BUDGET

<b>A. Personnel Salaries and Wages</b>		<b>Y1</b>	<b>Y2</b>
<b>B. Fringe Benefits (10% rate)</b>			
<b>C. Equipment (items greater than \$5,000/ea)</b>			
Item ABC		\$0	\$0
	<b>Total Equipment</b>	\$0	\$0
<b>D. Travel</b>			
Provide detailed travel information per person (airfare/mileage/per diem)		\$0	\$0
	<b>Total Travel</b>	\$0	\$0
<b>E. Materials and Supplies (items cost less than \$5,000/ea)</b>			
Project supplies (\$100/mo * 12 mos) (paper, toner, CDs, etc.)		\$1,200	\$1,200
Refurbished laptop computers (6 @ \$300/ea)		\$0	\$0
Laptop Projector		\$800	\$0
Wireless Printer		\$200	\$0
Adobe Photoshop, Ultrakey Typing)		\$0	\$0
Peripherals (6 @ \$100/ea)		\$600	\$0
Workshop advertising (9 @ \$125)		\$1,125	\$1,125
Furnishings		\$0	\$0
	<b>Total Materials and Supplies</b>	\$3,925	\$2,325
<b>F. Consultant Services (contractual staff, trainers, etc.)</b>			
<b>G. Other</b>			
Describe here and identify per unit costs as applicable		\$0	\$0
Internet upgrade costs		\$0	\$0
	<b>Total Other</b>	\$0	\$0
<b>H. Total Direct Costs (may not exceed \$75,000/year)</b>		<b>\$26,727</b>	<b>\$25,127</b>

Total

\$11,440

\$10,400

\$7,800

**\$29,640**

\$572

\$1,092

\$1,482

**\$3,146**

\$0

**\$0**

\$0

**\$0**

\$2,400

\$0

\$800

\$200

\$0

\$600

\$2,250

\$0

**\$6,250**

\$4,000

\$4,000

\$5,000

**\$13,000**

\$0

\$0

**\$0**

**\$52,036**

MATCH BUDGET

		Y1	Y2	Total
<b>A. Personnel Salaries and Wages</b>				
<b>B. Fringe Benefits (10% rate)</b>				
<b>C. Equipment (items greater than \$5,000/ea)</b>				
Item ABC		\$0	\$0	\$0
	<b>Total Equipment</b>	<b>\$0</b>	<b>\$0</b>	<b>\$0</b>
<b>D. Travel</b>				
diem)		\$0	\$0	\$0
	<b>Total Travel</b>	<b>\$0</b>	<b>\$0</b>	<b>\$0</b>
<b>E. Materials and Supplies (items cost less than \$5,000/ea)</b>				
Existing Computer Lab Equipment		\$1,900	\$1,700	\$3,600
	<b>Total Materials and Supplies</b>	<b>\$1,900</b>	<b>\$1,700</b>	<b>\$3,600</b>
<b>F. Consultant Services (contractual staff, trainers, etc.)</b>				
<b>G. Other (provide detail)</b>				
Private/Public Foundations		\$4,225	\$7,000	\$11,225
Existing Program Funds		\$0	\$0	\$0
Individual Donors		\$0	\$1,400	\$1,400
Special Events		\$0	\$0	\$0
County Funds		\$3,300	\$3,300	\$6,600
Fees/Earned Income		\$3,000	\$3,000	\$6,000
Other - such as Internet access costs		\$720	\$720	\$1,440
	<b>Total Other</b>	<b>\$11,245</b>	<b>\$15,420</b>	<b>\$26,665</b>
<b>H. Total Proposed Cost Share</b>		<b>\$31,447</b>	<b>\$35,422</b>	<b>\$66,869</b>
<i>I. Cost Sharing Target: 30% of Total Direct Costs (at minimum),</i>		<i>\$0</i>	<i>\$0</i>	<i>\$0</i>
<i>J. Amount Over / (Under) Target</i>		<i>\$31,447</i>	<i>\$35,422</i>	<i>\$66,869</i>

FEDERAL BUDGET

		Y1	Y2	Total
<b>A. Personnel Salaries and Wages</b>				
<b>B. Fringe Benefits (25% rate for example)</b>				
<b>C. Equipment (items greater than \$5,000/ea)</b>				
Item ABC		\$0	\$0	\$0
	<b>Total Equipment</b>	<b>\$0</b>	<b>\$0</b>	<b>\$0</b>
<b>D. Travel</b>				
Staff taking laptops to classes @ 50mi/month		\$300	\$300	\$600
	<b>Total Travel</b>	<b>\$300</b>	<b>\$300</b>	<b>\$600</b>
<b>E. Materials and Supplies (items cost less than \$5,000/ea)</b>				
Project supplies (paper, thumb drives		\$2,000	\$2,000	\$4,000
Laptop computers (12 @ \$1000/ea)		\$0	\$0	\$0
Desktop computers (2@ \$800/ea)		\$0	\$0	\$0
Media Creation station software (editing movies and pictures)		\$0	\$0	\$0
Media Creation station (editing equip, videocamera, computer)		\$5,500	\$0	\$5,500
Laptop carrying case for 11 laptops, including plug in capability		\$1,200	\$0	\$1,200
Furnishings (6 computer tables, 4 chairs)		\$7,000	\$0	\$7,000
	<b>Total Materials and Supplies</b>	<b>\$15,700</b>	<b>\$2,000</b>	<b>\$17,700</b>
<b>F. Consultant Services (contractual staff, trainers, etc.)</b>				
Class trainers (resume, use of media creation station) @ \$40/hr		\$6,000	\$6,000	\$12,000
Name, Title		\$0	\$0	\$0
	<b>Total Consultant Services</b>	<b>\$6,000</b>	<b>\$6,000</b>	<b>\$12,000</b>
<b>G. Other</b>				
Wiring to media creation room		\$1,800	\$0	\$1,800
	<b>Total Other</b>	<b>\$1,800</b>	<b>\$0</b>	<b>\$1,800</b>
<b>H. Total Direct Costs (may not exceed \$75,000/year)</b>		<b>\$43,800</b>	<b>\$28,300</b>	<b>\$72,100</b>
<b>I. Cost Sharing Target: 30% of Total Direct Costs (at minimum)</b>		<b>\$13,140</b>	<b>\$8,490</b>	<b>\$21,630</b>
<b>J. Actual Proposed Cost Sharing (detail on second worksheet)</b>				

MATCH BUDGET

	Y1	Y2	Total
<b>A. Personnel Salaries and Wages</b>			
<b>B. Fringe Benefits (25% rate for example)</b>			
<b>C. Equipment (items greater than \$5,000/ea)</b>			
12 computers in lab, projector, screen, chairs	\$7,000	\$7,000	\$14,000
<b>Total Equipment</b>	<b>\$7,000</b>	<b>\$7,000</b>	<b>\$14,000</b>
<b>D. Travel</b>			
Use of city vehicle	\$400	\$400	\$800
<b>Total Travel</b>	<b>\$400</b>	<b>\$400</b>	<b>\$800</b>
<b>E. Materials and Supplies (items cost less than \$5,000/ea)</b>			
Databases, class tutorials curriculum development	\$4,000	\$2,000	\$6,000
<b>Total Materials and Supplies</b>	<b>\$4,000</b>	<b>\$2,000</b>	<b>\$6,000</b>
<b>F. Consultant Services (contractual staff, trainers, etc.)</b>			
Volunteers and staff trainers (360 hrs or 36 hr/month@ \$20/hr)	\$7,200	\$7,200	\$14,400
<b>Total Consultant Services</b>	<b>\$7,200</b>	<b>\$7,200</b>	<b>\$14,400</b>
<b>G. Other (provide detail)</b>			
Private/Public Foundations	\$1,000	\$1,000	\$2,000
Existing Program Funds	\$0	\$0	\$0
Individual Donors	\$0	\$0	\$0
Special Events	\$0	\$0	\$0
State Funds	\$9,000	\$0	\$9,000
Fees/Earned Income	\$0	\$0	\$0
Other - such as Internet access costs	\$0	\$0	\$0
<b>Total Other</b>	<b>\$10,000</b>	<b>\$1,000</b>	<b>\$11,000</b>
<b>H. Total Proposed Cost Share</b>	<b>\$39,000</b>	<b>\$28,000</b>	<b>\$67,000</b>
<i>I. Cost Sharing Target: 30% of Total Direct Costs (at minimum)</i>			
<i>J. Amount Over / (Under) Target</i>			

FEDERAL BUDGET

		Y1	Y2	Total
<b>A. Personnel Salaries and Wages</b>				
[REDACTED]		[REDACTED]	[REDACTED]	[REDACTED]
[REDACTED]		[REDACTED]	[REDACTED]	[REDACTED]
<b>B. Fringe Benefits (25% rate for example)</b>				
[REDACTED]		[REDACTED]	[REDACTED]	[REDACTED]
[REDACTED]		[REDACTED]	[REDACTED]	[REDACTED]
<b>C. Equipment (items greater than \$5,000/ea)</b>				
Item ABC		\$0	\$0	\$0
	<b>Total Equipment</b>	<b>\$0</b>	<b>\$0</b>	<b>\$0</b>
<b>D. Travel</b>				
Provide detailed travel information per person (airfare/mileage/per diem)		\$0	\$0	\$0
	<b>Total Travel</b>	<b>\$0</b>	<b>\$0</b>	<b>\$0</b>
<b>E. Materials and Supplies (items cost less than \$5,000/ea)</b>				
Project supplies (\$40/mo * 12 mos)		\$480	\$480	\$960
Refurbished laptop computers (1 @ \$300/ea)		\$0	\$0	\$0
Refurbished desktop computers (6 @ \$100/ea)		\$0	\$0	\$0
ABC Software Program (X @ \$X/ea)		\$0	\$0	\$0
DEF Hardware (X @ \$X/ea)		\$0	\$0	\$0
Peripherals (1 projector @ \$400/ea; 1 printer @ \$1,000/ea)		\$1,400	\$0	\$1,400
Furnishings		\$0	\$0	\$0
	<b>Total Materials and Supplies</b>	<b>\$1,880</b>	<b>\$480</b>	<b>\$2,360</b>
<b>F. Consultant Services (contractual staff, trainers, etc.)</b>				
Name, Title, Organization		\$0	\$0	\$0
	<b>Total Consultant Services</b>	<b>\$0</b>	<b>\$0</b>	<b>\$0</b>
<b>G. Other</b>				
	<b>Total Other</b>	<b>\$0</b>	<b>\$0</b>	<b>\$0</b>
<b>H. Total Direct Costs (may not exceed \$75,000/year)</b>		<b>\$43,064</b>	<b>\$41,664</b>	<b>\$84,728</b>
<b>I. Cost Sharing Target: 30% of Total Direct Costs (at minimum)</b>		<b>\$12,919</b>	<b>\$12,499</b>	<b>\$25,418</b>



MATCH BUDGET

	Y1	Y2	Total
<b>A. Personnel Salaries and Wages</b>			
Name, Title @ .XX FTE - base is \$X	\$0	\$0	\$0
<b>Total Personnel Salaries and Wages</b>	<b>\$0</b>	<b>\$0</b>	<b>\$0</b>
<b>B. Fringe Benefits (25% rate for example)</b>			
Name, Title	\$0	\$0	\$0
<b>Total Fringe Benefits</b>	<b>\$0</b>	<b>\$0</b>	<b>\$0</b>
<b>C. Equipment (items greater than \$5,000/ea)</b>			
Item ABC	\$0	\$0	\$0
<b>Total Equipment</b>	<b>\$0</b>	<b>\$0</b>	<b>\$0</b>
<b>D. Travel</b>			
(airfare/mileage/per diem)	\$0	\$0	\$0
<b>Total Travel</b>	<b>\$0</b>	<b>\$0</b>	<b>\$0</b>
<b>\$5,000/ea)</b>			
Item ABC (X @ \$X/ea)	\$0	\$0	\$0
<b>Total Materials and Supplies</b>	<b>\$0</b>	<b>\$0</b>	<b>\$0</b>
<b>etc.)</b>			
Volunteers (400 @ \$20/hr)	\$8,000	\$8,000	\$16,000
<b>Total Consultant Services</b>	<b>\$8,000</b>	<b>\$8,000</b>	<b>\$16,000</b>
<b>G. Other (provide detail)</b>			
Private/Public Foundations	\$0	\$0	\$0
Existing Program Funds	\$0	\$0	\$0
Individual Donors	\$0	\$0	\$0
Special Events	\$0	\$0	\$0
State Funds	\$4,000	\$4,000	\$8,000
Fees/Earned Income	\$0	\$0	\$0
Other - such as Internet access costs	\$7,512	\$7,512	\$15,024
<b>Total Other</b>	<b>\$11,512</b>	<b>\$11,512</b>	<b>\$23,024</b>
<b>H. Total Proposed Cost Share</b>	<b>\$19,512</b>	<b>\$19,512</b>	<b>\$39,024</b>
<i>minimum)</i>	\$0	\$0	\$0
<b>J. Amount Over / (Under) Target</b>	<b>\$19,512</b>	<b>\$19,512</b>	<b>\$39,024</b>

FEDERAL BUDGET

	Y1	Y2	Total
<b>A. Personnel Salaries and Wages</b>			
[Redacted]	[Redacted]	[Redacted]	[Redacted]
[Redacted]	[Redacted]	[Redacted]	[Redacted]
[Redacted]	[Redacted]	[Redacted]	[Redacted]
<b>B. Fringe Benefits (calculated at 15%)</b>			
[Redacted]	[Redacted]	[Redacted]	[Redacted]
[Redacted]	[Redacted]	[Redacted]	[Redacted]
<b>C. Equipment (items greater than \$5,000/ea)</b>			
Item ABC	\$0	\$0	\$0
<b>Total Equipment</b>	<b>\$0</b>	<b>\$0</b>	<b>\$0</b>
<b>D. Travel</b>			
diem)	\$0	\$0	\$0
<b>Total Travel</b>	<b>\$0</b>	<b>\$0</b>	<b>\$0</b>
<b>E. Materials and Supplies (items cost less than \$5,000/ea)</b>			
Item ABC (2 @ \$1,500/ea)	\$0	\$0	\$0
<b>Total Materials and Supplies</b>	<b>\$0</b>	<b>\$0</b>	<b>\$0</b>
<b>F. Consultant Services (contractual staff, trainers, etc.)</b>			
Computer course trainers	\$18,215	\$7,920	\$26,135
Contracted computer maintenance	\$3,400	\$3,400	\$6,800
Childcare	\$1,440	\$0	\$1,440
Interpreters	\$5,040	\$1,143	\$6,183
<b>Total Consultant Services</b>	<b>\$28,095</b>	<b>\$12,463</b>	<b>\$40,558</b>
<b>G. Other (provide detail)</b>			
Other - please describe	\$0	\$0	\$0
<b>Total Other</b>	<b>\$0</b>	<b>\$0</b>	<b>\$0</b>
<b>H. Total Direct Costs (may not exceed \$75,000/year)</b>	<b>\$39,731</b>	<b>\$20,237</b>	<b>\$59,968</b>
<i>I. Cost Sharing Target: 30% of Total Direct Costs (at minimum)</i>	<i>\$11,919</i>	<i>\$6,071</i>	<i>\$17,990</i>
worksheet)	<b>\$17,027</b>	<b>\$8,673</b>	<b>\$25,700</b>

MATCH BUDGET

		Y1	Y2
<b>A. Personnel Salaries and Wages</b>			
<b>B. Fringe Benefits (calculated at 15%)</b>			
<b>C. Equipment (items greater than \$5,000/ea)</b>			
Item ABC		\$0	\$0
	<b>Total Equipment</b>	\$0	\$0
<b>D. Travel</b>			
Provide detailed travel information per person (airfare/mileage/per diem)		\$0	\$0
	<b>Total Travel</b>	\$0	\$0
<b>E. Materials and Supplies (items cost less than \$5,000/ea)</b>			
Project supplies (\$100/mo * 12 mos)		\$0	\$0
Refurbished computers (5 @ \$1,000/ea)		\$0	\$0
ABC Software Program (12 @ \$250/ea)		\$0	\$0
DEF Hardware (2 @ \$1,500/ea)		\$0	\$0
	<b>Total Materials and Supplies</b>	\$0	\$0
<b>F. Consultant Services (contractual staff, trainers, etc.)</b>			
Computer Course Trainers		\$5,545	0
Childcare		\$0	\$960
Interpreters		\$0	\$537
	<b>Total Consultant Services</b>	\$5,545	\$1,497
<b>G. Other</b>			
Foundations		\$0	\$0
Individual Donors		\$0	\$0
City of Seatac		\$0	\$0
City of Burien		\$0	\$0
	<b>Total Other</b>	\$0	\$0
<b>H. Total Proposed Cost Share</b>		<b>\$17,027</b>	<b>\$8,673</b>
<i>I. Cost Sharing Target: 30% of Total Direct Costs (at minimum)</i>		<i>\$11,919</i>	<i>\$6,071</i>

Total

\$16,224

**\$16,224**

\$2,434

**\$2,434**

\$0

**\$0**

\$0

**\$0**

\$0

\$0

\$0

\$0

**\$0**

\$5,545

\$960

\$537

**\$7,042**

\$0

\$0

\$0

\$0

**\$0**

**\$25,700**

FEDERAL BUDGET



**A. Personnel Salaries and Wages**

	Y1	Y2	Total
[Redacted]	[Redacted]	[Redacted]	[Redacted]
[Redacted]	[Redacted]	[Redacted]	[Redacted]
[Redacted]	[Redacted]	[Redacted]	[Redacted]

**B. Fringe Benefits (25% rate)**

	Y1	Y2	Total
[Redacted]	[Redacted]	[Redacted]	[Redacted]
[Redacted]	[Redacted]	[Redacted]	[Redacted]

**C. Equipment (items greater than \$5,000/ea)**

Hardware (computer, projector, printer)	\$0	\$0	\$0
<b>Total Equipment</b>	<b>\$0</b>	<b>\$0</b>	<b>\$0</b>

**D. Travel**

Mileage @ \$0.5/mile	\$0	\$0	\$0
<b>Total Travel</b>	<b>\$0</b>	<b>\$0</b>	<b>\$0</b>

**E. Materials and Supplies (items cost less than \$5,000/ea)**

Project supplies (\$350/mo * 12 mos)	\$0	\$0	\$0
Refurbished laptop computers (X @ \$300/ea)	\$0	\$0	\$0
Refurbished desktop computers (X @ \$100/ea)	\$0	\$0	\$0
Quickbook/Dreamweaver Software Program	\$0	\$0	\$0
DEF Hardware (X @ \$X/ea)	\$0	\$0	\$0
Peripherals (X @ \$X/ea)	\$0	\$0	\$0
Furnishings	\$0	\$0	\$0
<b>Total Materials and Supplies</b>	<b>\$0</b>	<b>\$0</b>	<b>\$0</b>

**F. Consultant Services (contractual staff, trainers, etc.)**

Name, Title, Organization	\$0	\$0	\$0
<b>Total Consultant Services</b>	<b>\$0</b>	<b>\$0</b>	<b>\$0</b>

**G. Other**

<b>Total Other</b>	<b>\$0</b>	<b>\$0</b>	<b>\$0</b>
--------------------	------------	------------	------------

**H. Total Direct Costs (may not exceed \$75,000/year)**

	<b>\$74,780</b>	<b>\$74,780</b>	<b>\$147,084</b>
--	-----------------	-----------------	------------------

**I. Cost Sharing Target: 30% of Total Direct Costs (at minimum)**

	<b>\$22,434</b>	<b>\$22,434</b>	<b>\$44,868</b>
--	-----------------	-----------------	-----------------

**J. Actual Proposed Cost Sharing (detail on second worksheet)**

MATCH BUDGET

				MATCH BUDGET		
				Y1	Y2	Total
<b>A. Personnel Salaries and Wages</b>						
[Redacted]				[Redacted]	[Redacted]	[Redacted]
<b>B. Fringe Benefits (25% rate)</b>						
[Redacted]				[Redacted]	[Redacted]	[Redacted]
<b>C. Equipment (items greater than \$5,000/ea)</b>						
Item ABC				\$0	\$0	\$0
<b>Total Equipment</b>				<b>\$0</b>	<b>\$0</b>	<b>\$0</b>
<b>D. Travel</b>						
Mileage @ \$0.5/ mile				\$250	\$250	\$500
<b>Total Travel</b>				<b>\$250</b>	<b>\$250</b>	<b>\$500</b>
<b>E. Materials and Supplies (items cost less than \$5,000/ea)</b>						
Item ABC (X @ \$X/ea)				\$0	\$0	\$0
<b>Total Materials and Supplies</b>				<b>\$0</b>	<b>\$0</b>	<b>\$0</b>
<b>F. Consultant Services (contractual staff, trainers, etc.)</b>						
Volunteers (200 @ \$20/hr)				\$4,000	\$4,000	\$8,000
<b>Total Consultant Services</b>				<b>\$4,000</b>	<b>\$4,000</b>	<b>\$8,000</b>
<b>G. Other (provide detail)</b>						
Private/Public Foundations (Qwest)				\$5,000	\$5,000	\$10,000
Existing Program Funds				\$0	\$0	\$0
Individual Donors				\$200	\$200	\$400
Special Events				\$0	\$0	\$0
State Funds				\$0	\$0	\$0
Fees/Earned Income				\$800	\$800	\$1,600
Other - such as Internet access costs				\$600	\$600	\$1,200
Space and Utility				\$10,500	\$10,500	\$21,000
<b>Total Other</b>				<b>\$17,100</b>	<b>\$17,100</b>	<b>\$34,200</b>
<b>H. Total Proposed Cost Share</b>				<b>\$33,050</b>	<b>\$33,050</b>	<b>\$66,100</b>
<i>I. Cost Sharing Target: 30% of Total Direct Costs (at minimum)</i>				<i>\$0</i>	<i>\$0</i>	<i>\$0</i>
<i>J. Amount Over / (Under) Target</i>				<i>\$33,050</i>	<i>\$33,050</i>	<i>\$66,100</i>

FEDERAL BUDGET



**A. Personnel Salaries and Wages**

	Y1	Y2	Total
[Redacted]	[Redacted]	[Redacted]	[Redacted]
[Redacted]	[Redacted]	[Redacted]	[Redacted]
[Redacted]	[Redacted]	[Redacted]	[Redacted]

**B. Fringe Benefits (26.7% rate )**

	Y1	Y2	Total
[Redacted]	[Redacted]	[Redacted]	[Redacted]
[Redacted]	[Redacted]	[Redacted]	[Redacted]
[Redacted]	[Redacted]	[Redacted]	[Redacted]

**C. Equipment (items greater than \$5,000/ea)**

Item ABC	\$0	\$0	\$0
<b>Total Equipment</b>	<b>\$0</b>	<b>\$0</b>	<b>\$0</b>

**D. Travel**

Provide detailed travel information per person (airfare/mileage/per diem)	\$0	\$0	\$0
<b>Total Travel</b>	<b>\$0</b>	<b>\$0</b>	<b>\$0</b>

**E. Materials and Supplies (items cost less than \$5,000/ea)**

Project supplies (\$35/mo * 12 mos)	\$420	\$420	\$840
Refurbished laptop computers (48 @ \$300/ea)	\$0	\$0	\$0
Refurbished desktop computers (X @ \$100/ea)	\$0	\$0	\$0
Microsoft Windows, Office, Adobe Creative Suite 6.5 (14 @ \$105/ea)	\$0	\$0	\$0
Netbooks/Laptops for the High Point Lab (14 @ \$400/ea)	\$0	\$0	\$0
Peripherals (X @ \$X/ea)	\$0	\$0	\$0
Furnishings	\$0	\$0	\$0
<b>Total Materials and Supplies</b>	<b>\$420</b>	<b>\$420</b>	<b>\$840</b>

**F. Consultant Services (contractual staff, trainers, etc.)**

Trainers for YAC Program	\$2,000	\$2,000	\$4,000
Americorps	\$6,000	\$6,000	\$12,000
YAC stipends for volunteering in the lab	\$3,600	\$3,600	\$7,200
<b>Total Consultant Services</b>	<b>\$11,600</b>	<b>\$11,600</b>	<b>\$23,200</b>

**G. Other**

Lab maintenance	\$1,400	\$1,400	\$2,800
Space Cost for Rainier Vista Lab (\$19/sq. ft.)	\$5,479	\$7,168	\$12,647
Marketing for YAC Program	\$1,600	\$0	\$1,600
YAC incentives (field trips, food, etc.)	\$2,000	\$2,000	\$4,000
Internet	\$1,200	\$1,200	\$2,400
<b>Total Other</b>	<b>\$11,679</b>	<b>\$11,768</b>	<b>\$23,447</b>

NH Indirect Rate (11.5%)	\$11,146	\$10,979	\$22,125
<b>H. Total Direct Costs (may not exceed \$75,000/year)</b>	<b>\$94,288</b>	<b>\$97,554</b>	<b>\$191,843</b>

<b>I. Cost Sharing Target: 30% of Total Direct Costs (at minimum)</b>	<b>\$28,287</b>	<b>\$29,266</b>	<b>\$57,553</b>
---	-----------------	-----------------	-----------------

**J. Actual Proposed Cost Sharing (detail on second worksheet)**



MATCH BUDGET



**A. Personnel Salaries and Wages**

	Y1	Y2	Total
[Redacted]	[Redacted]	[Redacted]	[Redacted]

**B. Fringe Benefits (25% rate for example)**

Name, Title	Y1	Y2	Total
<b>Total Fringe Benefits</b>	<b>\$0</b>	<b>\$0</b>	<b>\$0</b>

**C. Equipment (items greater than \$5,000/ea)**

Item ABC	Y1	Y2	Total
<b>Total Equipment</b>	<b>\$0</b>	<b>\$0</b>	<b>\$0</b>

**D. Travel**

(airfare/mileage/per diem)	Y1	Y2	Total
<b>Total Travel</b>	<b>\$0</b>	<b>\$0</b>	<b>\$0</b>

**E. Materials and Supplies (items cost less than \$5,000/ea)**

Item ABC (X @ \$X/ea)	Y1	Y2	Total
<b>Total Materials and Supplies</b>	<b>\$0</b>	<b>\$0</b>	<b>\$0</b>

**F. Consultant Services (contractual staff, trainers, etc.)**

Volunteers (X @ \$20/hr)	Y1	Y2	Total
<b>Total Consultant Services</b>	<b>\$16,000</b>	<b>\$16,000</b>	<b>\$32,000</b>

**G. Other (provide detail)**

Private/Public Foundations	\$3,500	\$3,500	\$7,000
Existing Program Funds (Space Costs for RV lab)	\$0	\$0	\$0
Individual Donors	\$0	\$0	\$0
Special Events	\$0	\$0	\$0
State Funds	\$0	\$0	\$0
Fees/Earned Income	\$0	\$0	\$0
Other - such as Internet access costs	\$0	\$0	\$0
<b>Total Other</b>	<b>\$3,500</b>	<b>\$3,500</b>	<b>\$7,000</b>

**H. Total Proposed Cost Share**

<b>\$42,600</b>	<b>\$42,600</b>	<b>\$85,200</b>
-----------------	-----------------	-----------------

*I. Cost Sharing Target: 30% of Total Direct Costs (at minimum)*

\$0	\$0	\$0
-----	-----	-----

*J. Amount Over / (Under) Target*

\$42,600	\$42,600	\$85,200
----------	----------	----------

FEDERAL BUDGET



A. Personnel Salaries and Wages



Y1

Y2

Total



B. Fringe Benefits (25% rate for example)



C. Equipment (items greater than \$5,000/ea)

Item ABC

Total Equipment

\$0

\$0

\$0

\$0

\$0

\$0

<b>D. Travel</b>				
state.		\$1,500	\$1,500	\$3,000
	<b>Total Travel</b>	<b>\$1,500</b>	<b>\$1,500</b>	<b>\$3,000</b>
<b>E. Materials and Supplies (items cost less than \$5,000/ea)</b>				
Marketing materials (bookmarks, sticky pad, etc)		\$1,000	\$1,000	\$2,000
	<b>Total Materials and Supplies</b>	<b>\$1,000</b>	<b>\$1,000</b>	<b>\$2,000</b>
<b>F. Consultant Services (contractual staff, trainers, etc.)</b>				
Video Production (15 Videos X \$4,000)		\$19,250	\$19,250	\$38,500
Translation and captioning/signing for video (15 x \$2000)		\$11,000	\$11,000	\$22,000
Contracted Project Manager (15 Videos X \$1,000)		\$5,500	\$5,500	\$11,000
Social Media/Marketing consultation		\$500	\$500	\$1,000
Screencast for WashingtonLawHelp update		\$0	\$4,000	\$4,000
	<b>Total Consultant Services</b>	<b>\$36,250</b>	<b>\$40,250</b>	<b>\$76,500</b>
<b>G. Other</b>				
N/A		\$0	\$0	\$0
	<b>Total Other</b>	<b>\$0</b>	<b>\$0</b>	<b>\$0</b>
<b>H. Total Direct Costs (may not exceed \$75,000/year)</b>		<b>\$52,781</b>	<b>\$56,781</b>	<b>\$112,563</b>
<b>I. Cost Sharing Target: 30% of Total Direct Costs (at minimum)</b>		<b>\$15,834</b>	<b>\$17,034</b>	<b>\$32,869</b>
<b>J. Actual Proposed Cost Sharing (detail on second worksheet)</b>		<b>\$0</b>	<b>\$0</b>	<b>\$0</b>

MATCH BUDGET



A. Personnel Salaries and Wages



Y1

Y2

Total



B. Fringe Benefits (25% rate for example)



C. Equipment (items greater than \$5,000/ea)

N/A

\$0

\$0

\$0

Total Equipment

\$0

\$0

\$0

<b>D. Travel</b>				
the state.		\$1,500	\$1,500	\$3,000
	<b>Total Travel</b>	<b>\$1,500</b>	<b>\$1,500</b>	<b>\$3,000</b>
<b>E. Materials and Supplies (items cost less than \$5,000/ea)</b>				
Marketing materials (bookmarks, sticky pad, etc)		\$1,000	\$1,000	\$2,000
	<b>Total Materials and Supplies</b>	<b>\$1,000</b>	<b>\$1,000</b>	<b>\$2,000</b>
<b>F. Consultant Services (contractual staff, trainers, etc.)</b>				
Social Media/Marketing consultation		\$500	\$500	\$1,000
Screencast for WashingtonLawHelp update		\$0	\$4,000	\$4,000
	<b>Total Consultant Services</b>	<b>\$0</b>	<b>\$4,000</b>	<b>\$4,000</b>
<b>G. Other (provide detail)</b>				
Other - such as Internet access costs		\$0	\$0	\$0
	<b>Total Other</b>	<b>\$0</b>	<b>\$0</b>	<b>\$0</b>
<b>H. Total Proposed Cost Share</b>		<b>\$20,438</b>	<b>\$24,438</b>	<b>\$44,875</b>
<i>I. Cost Sharing Target: 30% of Total Direct Costs (at minimum)</i>		<i>\$0</i>	<i>\$0</i>	<i>\$0</i>
<i>J. Amount Over / (Under) Target</i>		<i>\$20,438</i>	<i>\$24,438</i>	<i>\$44,875</i>

FEDERAL BUDGET



**A. Personnel Salaries and Wages**

	Y1	Y2	Total
[Redacted]	[Redacted]	[Redacted]	[Redacted]
[Redacted]	[Redacted]	[Redacted]	[Redacted]

**B. Fringe Benefits (25% rate for example)**

[Redacted]	[Redacted]	[Redacted]	[Redacted]
[Redacted]	[Redacted]	[Redacted]	[Redacted]

**C. Equipment (items greater than \$5,000/ea)**

Hardware (15 laptops, 1 projector & 6 printers)	\$14,700	\$2,000	\$16,700
<b>Total Equipment</b>	<b>\$14,700</b>	<b>\$2,000</b>	<b>\$16,700</b>

**D. Travel**

(.50 per mile and about 1000 miles during 1 year and approximately \$500 in	\$1,000	\$1,000	\$2,000
<b>Total Travel</b>	<b>\$1,000</b>	<b>\$1,000</b>	<b>\$2,000</b>

**E. Materials and Supplies (items cost less than \$5,000/ea)**

Misc. Digital Media Supplies 250/month	\$3,000	\$3,000	\$6,000
Digital Cameras	\$3,000	\$3,000	\$6,000
Video Cameras	\$5,000	\$5,000	\$10,000
Software	\$0	\$0	\$0
Internet	\$850	\$850	\$1,700
	\$0	\$0	\$0
	\$0	\$0	\$0
<b>Total Materials and Supplies</b>	<b>\$11,850</b>	<b>\$11,850</b>	<b>\$23,700</b>

**F. Consultant Services (contractual staff, trainers, etc.)**

Name, Title, Organization	\$0	\$0	\$0
<b>Total Consultant Services</b>	<b>\$0</b>	<b>\$0</b>	<b>\$0</b>

**G. Other**

<b>Total Other</b>	<b>\$0</b>	<b>\$0</b>	<b>\$0</b>
--------------------	------------	------------	------------

**H. Total Direct Costs (may not exceed \$75,000/year)**

<b>\$107,630</b>	<b>\$94,930</b>	<b>\$196,560</b>
------------------	-----------------	------------------

**I. Cost Sharing Target: 30% of Total Direct Costs (at minimum)**







<b>\$32,289</b>	<b>\$28,479</b>	<b>\$60,768</b>
-----------------	-----------------	-----------------

MATCH BUDGET

		Y1	Y2	Total
<b>A. Personnel Salaries and Wages</b>				
<b>B. Fringe Benefits (25% rate for example)</b>				
<b>C. Equipment (items greater than \$5,000/ea)</b>				
Item ABC		\$0	\$0	\$0
	<b>Total Equipment</b>	<b>\$0</b>	<b>\$0</b>	<b>\$0</b>
<b>D. Travel</b>				
1000 miles during 1 year and approximately \$500 in parking)		\$1,000	\$1,000	\$2,000
	<b>Total Travel</b>	<b>\$1,000</b>	<b>\$1,000</b>	<b>\$2,000</b>
<b>E. Materials and Supplies (items cost less than \$5,000/ea)</b>				
Video Cameras		\$1,000	\$1,000	\$2,000
Digital Cameras		\$1,000	\$1,000	\$2,000
	<b>Total Materials and Supplies</b>	<b>\$2,000</b>	<b>\$2,000</b>	<b>\$4,000</b>
<b>F. Consultant Services (contractual staff, trainers, etc.)</b>				
<b>G. Other (provide detail)</b>				
Full Service Community Schools		\$2,000	\$2,000	\$4,000
Existing Program Funds		\$20,000	\$20,000	\$40,000
Individual Donors		\$9,000	\$9,000	\$18,000
Special Events		\$0	\$0	\$0
State Funds		\$0	\$0	\$0
Fees/Earned Income		\$1,500	\$1,500	\$3,000
Other - such as Internet access costs		\$0	\$0	\$0
	<b>Total Other</b>	<b>\$32,500</b>	<b>\$32,500</b>	<b>\$65,000</b>
<b>H. Total Proposed Cost Share</b>		<b>\$43,950</b>	<b>\$43,950</b>	<b>\$87,900</b>
<i>I. Cost Sharing Target: 30% of Total Direct Costs (at minimum)</i>		<i>\$0</i>	<i>\$0</i>	<i>\$0</i>





	Total Travel	\$0	\$0	\$0
<b>E. Materials and Supplies (items cost less than \$5,000/ea)</b>				
Polycom video conferencing (4 @ \$4000)		\$8,000	\$4,000	\$12,000
Gigabit routers 10 @ 200		\$1,000	\$0	\$1,000
Wifi access points 11 @ 90		\$990	\$0	\$990
Computers (PCs) 22 @ 1200		\$0	\$0	\$0
Computer flat panels 20" 20 @ 200		\$0	\$0	\$0
Computers (MACs) 7 @ 1600		\$0	\$0	\$0
Printer/scanner 4 @ 200		\$800	\$0	\$800
Printer (stand alone) 2 @ 100		\$200	\$0	\$200
Scanner (stand alone) 3 @ 100		\$300	\$0	\$300
Chairs 16 @ 100		\$0	\$0	\$0
Linksys gigabit switches (16 port) 9 @ 250		\$2,250	\$0	\$2,250
Linksys gigabit switches (8 port) 1 @ 75		\$75	\$0	\$75
Adobe CS4 Design Premium WIN (techsoup) 1 @ 160		\$0	\$0	\$0
Adobe CS4 Design Standard WIN (journeyed.com) 36 @ 449		\$0	\$0	\$0
Adobe CS4 Design Standard MAC (journeyed.com) 2 @ 449		\$0	\$0	\$0
Adobe Premier Suite 4 @ 449		\$0	\$0	\$0
LanSchool Video Conferencing Capacity 3 @ 499		\$1,497	\$0	\$1,497
ADA/disability ZoomText 10 @ 595		\$5,950	\$0	\$5,950
<b>Total Materials and Supplies</b>		<b>\$21,062</b>	<b>\$4,000</b>	<b>\$25,062</b>
<b>F. Consultant Services (contractual staff, trainers, etc.)</b>				
				
				
				
<b>G. Other</b>				
ARC 3% admin costs		\$15,000	\$15,000	\$30,000
Internet upgrade costs		\$0	\$0	\$0
<b>Total Other</b>		<b>\$15,000</b>	<b>\$15,000</b>	<b>\$30,000</b>
<b>H. Total Direct Costs (may not exceed \$75,000/year)</b>		<b>\$466,794</b>	<b>\$554,429</b>	<b>\$1,021,223</b>
<b>I. Cost Sharing Target: 30% of Total Direct Costs (at minimum)</b>		<b>\$140,038</b>	<b>\$166,329</b>	<b>\$306,367</b>
<b>J. Actual Proposed Cost Sharing (detail on second worksheet)</b>				





FEDERAL BUDGET


		Y1	Y2	Total
<b>A. Personnel Salaries and Wages</b>				
[Redacted]		[Redacted]	[Redacted]	[Redacted]
[Redacted]		[Redacted]	[Redacted]	[Redacted]
<b>B. Fringe Benefits (25% rate)</b>				
[Redacted]		[Redacted]	[Redacted]	[Redacted]
[Redacted]		[Redacted]	[Redacted]	[Redacted]
<b>C. Equipment (items greater than \$5,000/ea)</b>				
Item ABC		\$0	\$0	\$0
	<b>Total Equipment</b>	<b>\$0</b>	<b>\$0</b>	<b>\$0</b>
<b>D. Travel</b>				
Provide detailed travel information per person (airfare/mileage/per diem)		\$0	\$0	\$0
	<b>Total Travel</b>	<b>\$0</b>	<b>\$0</b>	<b>\$0</b>
<b>E. Materials and Supplies (items cost less than \$5,000/ea)</b>				
Refurbished laptop computers (15 @ \$300/ea)		\$0	\$0	\$0
Refurbished desktop computers (25 @ \$100/ea)		\$0	\$0	\$0
Microsoft Office Suite Software Program (20 @ \$650/ea)		\$0	\$0	\$0
HP Desktops Hardware (16 @ \$400/ea)		\$0	\$0	\$0
Peripherals (16 @ \$200/ea)		\$3,200	\$0	\$3,200
Apple iMac - Quad-Core (2 @ \$1,999)		\$0	\$0	\$0
MacBook Air (2 @ \$1,799)		\$0	\$0	\$0
Printers 5 HP Photosmart Premium		\$1,500	\$0	\$1,500
Soft Ware - Adobe Creative Suite 4 Design Premium (4 @ \$1,799)		\$0	\$0	\$0
	<b>Total Materials and Supplies</b>	<b>\$4,700</b>	<b>\$0</b>	<b>\$4,700</b>
<b>F. Consultant Services (contractual staff, trainers, etc.)</b>				
[Redacted]		[Redacted]	[Redacted]	[Redacted]
[Redacted]		[Redacted]	[Redacted]	[Redacted]
<b>G. Other</b>				
Describe here and identify per unit costs as applicable		\$0	\$0	\$0
Internet upgrade costs		\$0	\$0	\$0
	<b>Total Other</b>	<b>\$0</b>	<b>\$0</b>	<b>\$0</b>
<b>H. Total Direct Costs (may not exceed \$75,000/year)</b>		<b>\$27,750</b>	<b>\$44,925</b>	<b>\$70,800</b>
<b>I. Cost Sharing Target: 30% of Total Direct Costs (at minimum)</b>		<b>\$8,325</b>	<b>\$13,478</b>	<b>\$21,803</b>
<b>J. Actual Proposed Cost Sharing (detail on second worksheet)</b>				

MATCH BUDGET

	Y1	Y2	Total
<b>A. Personnel Salaries and Wages</b>			
Name, Title @ .XX FTE - base is \$X	\$0	\$0	\$0
<b>Total Personnel Salaries and Wages</b>	<b>\$0</b>	<b>\$0</b>	<b>\$0</b>
<b>B. Fringe Benefits (25% rate for example)</b>			
Name, Title	\$0	\$0	\$0
<b>Total Fringe Benefits</b>	<b>\$0</b>	<b>\$0</b>	<b>\$0</b>
<b>C. Equipment (items greater than \$5,000/ea)</b>			
Item ABC	\$0	\$0	\$0
<b>Total Equipment</b>	<b>\$0</b>	<b>\$0</b>	<b>\$0</b>
<b>D. Travel</b>			
Provide detailed travel information per person (airfare/mileage/per diem)	\$0	\$0	\$0
<b>Total Travel</b>	<b>\$0</b>	<b>\$0</b>	<b>\$0</b>
<b>E. Materials and Supplies (items cost less than \$5,000/ea)</b>			
Item ABC (X @ \$X/ea)	\$0	\$0	\$0
<b>Total Materials and Supplies</b>	<b>\$0</b>	<b>\$0</b>	<b>\$0</b>
<b>F. Consultant Services (contractual staff, trainers, etc.)</b>			
Volunteers (X @ \$20/hr)	\$0	\$0	\$0
<b>Total Consultant Services</b>	<b>\$0</b>	<b>\$0</b>	<b>\$0</b>
<b>G. Other (provide detail)</b>			
Cash Match - Safe Homes Board of Directors - <b>Committed</b>	<b>\$18,583</b>	<b>\$15,578</b>	<b>\$34,161</b>
Existing Program Funds	\$0	\$0	\$0
Individual Donors	\$0	\$0	\$0
Special Events	\$0	\$0	\$0
State Funds	\$0	\$0	\$0
Fees/Earned Income	\$0	\$0	\$0
Other - such as Internet access costs	\$0	\$0	\$0
<b>Total Other</b>	<b>\$18,583</b>	<b>\$15,578</b>	<b>\$34,161</b>
<b>H. Total Proposed Cost Share</b>	<b>\$18,583</b>	<b>\$15,578</b>	<b>\$34,161</b>
<i>I. Cost Sharing Target: 30% of Total Direct Costs (at minimum)</i>	\$0	\$0	\$0
<i>J. Amount Over / (Under) Target</i>	\$18,583	\$15,578	\$34,161

FEDERAL BUDGET

<b>A. Personnel Salaries and Wages</b>		<b>Y1</b>	<b>Y2</b>	<b>Total</b>
<b>B. Fringe Benefits (25% rate for example)</b>				
<b>C. Equipment (items greater than \$5,000/ea)</b>				
Item ABC		\$0	\$0	\$0
	<b>Total Equipment</b>	<b>\$0</b>	<b>\$0</b>	<b>\$0</b>
<b>D. Travel</b>				
(airfare/mileage/per diem)		\$0	\$0	\$0
	<b>Total Travel</b>	<b>\$0</b>	<b>\$0</b>	<b>\$0</b>
<b>\$5,000/ea)</b>				
Project supplies (\$X/mo * 12 mos)		\$1,000	\$1,000	\$2,000
laptop computers 10		\$0	\$0	\$0
desktop computers 15		\$0	\$0	\$0
Software Program (12 @ \$X/ea)		\$0	\$0	\$0
Furnishings		\$1,800	\$0	\$1,800
	<b>Total Materials and Supplies</b>	<b>\$2,800</b>	<b>\$1,000</b>	<b>\$3,800</b>
<b>trainers, etc.)</b>				
Name, Title, Organization		\$0	\$0	\$0
Name, Title		\$0	\$0	\$0
	<b>Total Consultant Services</b>	<b>\$0</b>	<b>\$0</b>	<b>\$0</b>
<b>G. Other</b>				
Describe here and identify per unit costs as applicable		\$0	\$0	\$0
Internet upgrade costs		\$0	\$0	\$0
	<b>Total Other</b>	<b>\$0</b>	<b>\$0</b>	<b>\$0</b>
<b>\$75,000/year)</b>		<b>\$34,013</b>	<b>\$32,213</b>	<b>\$59,983</b>
<b>(at minimum)</b>		<b>\$10,204</b>	<b>\$9,664</b>	<b>\$19,868</b>
<b>second worksheet)</b>				







FEDERAL BUDGET



**A. Personnel Salaries and Wages**

	Y1	Y2	Total
[Redacted]	[Redacted]	[Redacted]	[Redacted]
[Redacted]	[Redacted]	[Redacted]	[Redacted]

**B. Fringe Benefits (23% rate for example)**

	Y1	Y2	Total
[Redacted]	[Redacted]	[Redacted]	[Redacted]
[Redacted]	[Redacted]	[Redacted]	[Redacted]

**C. Equipment (items greater than \$5,000/ea)**

N/A	\$0	\$0	\$0
<b>Total Equipment</b>	<b>\$0</b>	<b>\$0</b>	<b>\$0</b>

**D. Travel**

N/A	\$0	\$0	\$0
<b>Total Travel</b>	<b>\$0</b>	<b>\$0</b>	<b>\$0</b>

**E. Materials and Supplies (items cost less than \$5,000/ea)**

Furnishings	\$1,140	\$1,673	\$2,813
Software	\$0	\$0	\$0
Hardware	\$0	\$0	\$0
<b>Total Materials and Supplies</b>	<b>\$1,140</b>	<b>\$1,673</b>	<b>\$2,813</b>

**F. Consultant Services (contractual staff, trainers, etc.)**

Trainers	\$0	\$1,000	\$1,000
Translating (\$35/hr * 100hrs)	\$3,500	\$0	\$3,500
<b>Total Consultant Services</b>	<b>\$3,500</b>	<b>\$1,000</b>	<b>\$4,500</b>

**G. Other**

Manual Printing Costs	\$0	\$4,750	\$4,750
<b>Total Other</b>	<b>\$0</b>	<b>\$4,750</b>	<b>\$4,750</b>

**H. Total Direct Costs (may not exceed \$75,000/year)**

<b>\$52,770</b>	<b>\$58,441</b>	<b>\$110,573</b>
-----------------	-----------------	------------------

**I. Cost Sharing Target: 30% of Total Direct Costs (at minimum)**

<b>\$15,831</b>	<b>\$17,532</b>	<b>\$33,363</b>
-----------------	-----------------	-----------------

**J. Actual Proposed Cost Sharing (detail on second worksheet)**





**E. Materials and Supplies (items cost less than \$5,000/ea)**

Project supplies (\$150/mo * 12 mos)	\$1,800	\$1,800	\$3,600
Laptops (6 @ 947/ea)	\$0	\$0	\$0
WIFI Neighborhood hotspot equipment & instalation (3@2,705/ea)	\$8,115	\$0	\$8,115
Cable runs including cat5 jacks and cat5 cable (6@180/ea)	\$720	\$360	\$1,080
Engenius Access Point (2@185/ea)	\$0	\$370	\$370
Power over Ethernet Injector (2@\$65/ea)	\$0	\$130	\$130
Refurbished laptop computers (X @ \$300/ea)	\$0	\$0	\$0
Refurbished desktop computers (45 @ \$100/ea)	\$0	\$0	\$0
Rosetta Stone (10 @ \$300/ea)	\$0	\$0	\$0
Microsoft office 2007 (2 @ \$300/ea)	\$0	\$0	\$0
Printers HP P2055dn: 35 ppm, automatic 2-sided printing (2 @ \$400.00ea)	\$0	\$800	\$800
Furnishings	\$0	\$0	\$0
<b>Total Materials and Supplies</b>	<b>\$10,635</b>	<b>\$3,460</b>	<b>\$14,095</b>

**F. Consultant Services (contractual staff, trainers, etc.)**

<b>Total Consultant Services</b>	<b>\$0</b>	<b>\$0</b>	<b>\$0</b>
----------------------------------	------------	------------	------------

**G. Other**

Describe here and identify per unit costs as applicable	\$0	\$0	\$0
<b>Total Other</b>	<b>\$0</b>	<b>\$0</b>	<b>\$0</b>

<b>H. Total Direct Costs (may not exceed \$75,000/year)</b>	<b>\$110,450</b>	<b>\$107,327</b>	<b>\$217,777</b>
---	------------------	------------------	------------------

<b>I. Cost Sharing Target: 30% of Total Direct Costs (at minimum)</b>	<b>\$33,135</b>	<b>\$32,198</b>	<b>\$65,333</b>
---	-----------------	-----------------	-----------------

**J. Actual Proposed Cost Sharing (detail on second worksheet)**

MATCH BUDGET



**A. Personnel Salaries and Wages**

	Y1	Y2	Total
[Redacted]	[Redacted]	[Redacted]	[Redacted]
[Redacted]	[Redacted]	[Redacted]	[Redacted]
[Redacted]	[Redacted]	[Redacted]	[Redacted]

**B. Fringe Benefits (25% rate for example)**

	Y1	Y2	Total
[Redacted]	[Redacted]	[Redacted]	[Redacted]
[Redacted]	[Redacted]	[Redacted]	[Redacted]
[Redacted]	[Redacted]	[Redacted]	[Redacted]

**C. Equipment (items greater than \$5,000/ea)**

Item ABC	\$0	\$0	\$0
<b>Total Equipment</b>	<b>\$0</b>	<b>\$0</b>	<b>\$0</b>

**D. Travel**

Provide detailed travel information per person (airfare/mileage/per diem)	\$0	\$0	\$0
<b>Total Travel</b>	<b>\$0</b>	<b>\$0</b>	<b>\$0</b>

**E. Materials and Supplies (items cost less than \$5,000/ea)**

Project supplies (\$150/mo * 12 mos)	\$0	\$0	\$0
<b>Total Materials and Supplies</b>	<b>\$0</b>	<b>\$0</b>	<b>\$0</b>

**F. Consultant Services (contractual staff, trainers, etc.)**

[Redacted]	[Redacted]	[Redacted]	[Redacted]
[Redacted]	[Redacted]	[Redacted]	[Redacted]

<b>G. Other (provide detail)</b>			
Private/Public Foundations	\$0	\$0	\$0
Existing Program Funds	\$0	\$0	\$0
Individual Donors	\$0	\$0	\$0
Special Events	\$0	\$0	\$0
State/Federal Funds	\$0	\$0	\$0
Fees/Earned Income	\$0	\$0	\$0
Other - such as Internet access costs	\$0	\$0	\$0
	<b>Total Other</b>	<b>\$0</b>	<b>\$0</b>
<b>H. Total Proposed Cost Share</b>			
	<b>\$44,121</b>	<b>\$43,871</b>	<b>\$87,992</b>
<i>I. Cost Sharing Target: 30% of Total Direct Costs (at minimum,</i>			
	<i>\$33,135</i>	<i>\$32,198</i>	<i>\$65,333</i>
<i>J. Amount Over / (Under) Target</i>			
	<i>\$10,986</i>	<i>\$11,673</i>	<i>\$22,659</i>

FEDERAL BUDGET



**A. Personnel Salaries and Wages**

	Y1	Y2	Total
[Redacted]	[Redacted]	[Redacted]	[Redacted]
[Redacted]	[Redacted]	[Redacted]	[Redacted]
[Redacted]	[Redacted]	[Redacted]	[Redacted]

**B. Fringe Benefits (25% rate for example)**

	Y1	Y2	Total
[Redacted]	[Redacted]	[Redacted]	[Redacted]
[Redacted]	[Redacted]	[Redacted]	[Redacted]

**C. Equipment (items greater than \$5,000/ea)**

Item ABC	\$0	\$0	\$0
<b>Total Equipment</b>	<b>\$0</b>	<b>\$0</b>	<b>\$0</b>

**D. Travel**

Provide detailed travel information per person (airfare/mileage/per diem)	\$0	\$0	\$0
<b>Total Travel</b>	<b>\$0</b>	<b>\$0</b>	<b>\$0</b>

**E. Materials and Supplies (items cost less than \$5,000/ea)**

Project supplies (\$100/mo * 12 mos)	\$1,200	\$1,200	\$2,400
Desktop computers (3 @ \$1066/ea)	\$0	\$0	\$0
Office software (included in PC price above)	\$0	\$0	\$0
Other Hardware (X @ \$X/ea)	\$0	\$0	\$0
Peripherals (webcam & headsets/mics 10@ \$250/ea)	\$2,500	\$0	\$2,500
Furnishings two workstations, work tables, seating	\$1,000	\$0	\$1,000
<b>Total Materials and Supplies</b>	<b>\$4,700</b>	<b>\$1,200</b>	<b>\$5,900</b>

**F. Consultant Services (contractual staff, trainers, etc.)**

[Redacted]	[Redacted]	[Redacted]	[Redacted]
[Redacted]	[Redacted]	[Redacted]	[Redacted]

**G. Other**

Describe here and identify per unit costs as applicable	\$0	\$0	\$0
Internet upgrade costs	\$3,000	\$0	\$0
<b>Total Other</b>	<b>\$3,000</b>	<b>\$0</b>	<b>\$0</b>

**H. Total Direct Costs (may not exceed \$75,000/year)**

\$24,482      \$12,782      \$34,264

**I. Cost Sharing Target: 30% of Total Direct Costs (at minimum)**

\$7,345      \$3,835      \$11,179

**J. Actual Proposed Cost Sharing (detail on second worksheet)**

\$14,545      \$5,535      \$20,079

MATCH BUDGET

**A. Personnel Salaries and Wages**

	Y1	Y2	Total
[Redacted]	[Redacted]	[Redacted]	[Redacted]
[Redacted]	[Redacted]	[Redacted]	[Redacted]
[Redacted]	[Redacted]	[Redacted]	[Redacted]

**B. Fringe Benefits (25% rate for example)**

	Y1	Y2	Total
[Redacted]	[Redacted]	[Redacted]	[Redacted]
[Redacted]	[Redacted]	[Redacted]	[Redacted]

**C. Equipment (items greater than \$5,000/ea)**

Item ABC	\$0	\$0	\$0
<b>Total Equipment</b>	<b>\$0</b>	<b>\$0</b>	<b>\$0</b>

**D. Travel**

Provide detailed travel information per person (airfare/mileage/per diem)	\$0	\$0	\$0
<b>Total Travel</b>	<b>\$0</b>	<b>\$0</b>	<b>\$0</b>

**E. Materials and Supplies (items cost less than \$5,000/ea)**

Furniture to be purchased by Chelan County Law Library	\$3,000		\$3,000
<b>Total Materials and Supplies</b>	<b>\$3,000</b>	<b>\$0</b>	<b>\$3,000</b>

**F. Consultant Services (contractual staff, trainers, etc.)**

training will be conducted by staff listed above	\$0	\$0	\$0
<b>Total Consultant Services</b>	<b>\$0</b>	<b>\$0</b>	<b>\$0</b>

**G. Other (provide detail)**

time expended by justice partners (15 hours each for task force meetings @ Individual Donors	\$1,800	\$0	\$1,800
Special Events	\$0	\$0	\$0
State Funds	\$0	\$0	\$0
Fees/Earned Income	\$0	\$0	\$0
<b>Total Other</b>	<b>\$1,800</b>	<b>\$0</b>	<b>\$1,800</b>

**H. Total Proposed Cost Share**

**\$14,158      \$9,358      \$23,516**

*I. Cost Sharing Target: 30% of Total Direct Costs (at minimum)*

*\$0      \$0      \$0*

*J. Amount Over / (Under) Target*

*\$14,158      \$9,358      \$23,516*



FEDERAL BUDGET

	Y1	Y2	Total
<b>A. Personnel Salaries and Wages</b>			
Name, Title @ .XX FTE - base is \$X	\$0	\$0	\$0
Name, Title @ .XX FTE - base is \$X	\$0	\$0	\$0
<b>Total Personnel Salaries and Wages</b>	<b>\$0</b>	<b>\$0</b>	<b>\$0</b>
<b>B. Fringe Benefits (25% rate for example)</b>			
Name, Title	\$0	\$0	\$0
Name, Title	\$0	\$0	\$0
<b>Total Fringe Benefits</b>	<b>\$0</b>	<b>\$0</b>	<b>\$0</b>
<b>C. Equipment (items greater than \$5,000/ea)</b>			
Securing Wiring Closet (Patch Panel, Rack, POP)	\$15,000	\$0	\$15,000
<b>Total Equipment</b>	<b>\$15,000</b>	<b>\$0</b>	<b>\$15,000</b>
<b>D. Travel</b>			
diem)	\$0	\$0	\$0
<b>Total Travel</b>	<b>\$0</b>	<b>\$0</b>	<b>\$0</b>
<b>E. Materials and Supplies (items cost less than \$5,000/ea)</b>			
Laptop computers (1 @ \$1500/ea)	\$0	\$0	\$0
Desktop computers (5 @ \$1300/ea)	\$0	\$0	\$0
Standard software (Network, Antivirus, etc.) (12 @ \$X/ea)	\$0	\$0	\$0
Protection & tamper prevention software (5@ \$100/ea)	\$0	\$0	\$0
Printer	\$500	\$0	\$500
Video Conference Equipment (screen, cameras, control)	\$18,000	\$0	\$18,000
Ethernet Network Switch (24-Port)	\$2,500	\$0	\$2,500
VPN Concentrator for Secure Connection	\$1,000	\$0	\$1,000
Wireless Access Point	\$500	\$0	\$500
Desks with locking CPU cabinet	\$5,000	\$0	\$5,000
Chairs	\$2,500	\$0	\$2,500
Video conference room chairs	\$2,500	\$0	\$2,500
UPS Units for the computers (5 x \$300)	\$1,500	\$0	\$1,500
<b>Total Materials and Supplies</b>	<b>\$34,000</b>	<b>\$0</b>	<b>\$34,000</b>



MATCH BUDGET



	Y1	Y2	Total
<b>A. Personnel Salaries and Wages</b>			
<b>B. Fringe Benefits (25% rate for example)</b>			
<b>C. Equipment (items greater than \$5,000/ea)</b>			
Item ABC	\$0	\$0	\$0
<b>Total Equipment</b>	<b>\$0</b>	<b>\$0</b>	<b>\$0</b>
<b>D. Travel</b>			
(airfare/mileage/per diem)	\$0	\$0	\$0
<b>Total Travel</b>	<b>\$0</b>	<b>\$0</b>	<b>\$0</b>
<b>E. Materials and Supplies (items cost less than \$5,000/ea)</b>			
Item ABC (X @ \$X/ea)	\$0	\$0	\$0
<b>Total Materials and Supplies</b>	<b>\$0</b>	<b>\$0</b>	<b>\$0</b>
<b>F. Consultant Services (contractual staff, trainers, etc.)</b>			
Volunteers (X @ \$20/hr)	\$0	\$0	\$0
<b>Total Consultant Services</b>	<b>\$0</b>	<b>\$0</b>	<b>\$0</b>
<b>G. Other (provide detail)</b>			
Construction of dedicated PCC office in Center, 168 sq ft x \$200	\$33,600	\$0	\$33,600
Private/Public Foundations	\$0	\$0	\$0
Existing Program Funds	\$0	\$0	\$0
Individual Donors	\$0	\$0	\$0
Special Events	\$0	\$0	\$0
State Funds	\$0	\$0	\$0
Fees/Earned Income	\$0	\$0	\$0
Other - tech support	\$0	\$936	\$936
<b>Total Other</b>	<b>\$33,600</b>	<b>\$936</b>	<b>\$34,536</b>

H. Total Proposed Cost Share	\$45,300	\$936	\$46,236
<i>I. Cost Sharing Target: 30% of Total Direct Costs (at minimum)</i>	<i>\$0</i>	<i>\$0</i>	<i>\$0</i>
<i>J. Amount Over / (Under) Target</i>	<i>\$45,300</i>	<i>\$936</i>	<i>\$46,236</i>

FEDERAL BUDGET

<b>A. Personnel Salaries and Wages</b>		<b>Y1</b>	<b>Y2</b>	<b>Total</b>
Name, Title @ .XX FTE - base is \$X		\$0	\$0	\$0
Name, Title @ .XX FTE - base is \$X		\$0	\$0	\$0
<b>Total Personnel Salaries and Wages</b>		<b>\$0</b>	<b>\$0</b>	<b>\$0</b>
<b>B. Fringe Benefits (25% rate for example)</b>				
Name, Title		\$0	\$0	\$0
Name, Title		\$0	\$0	\$0
<b>Total Fringe Benefits</b>		<b>\$0</b>	<b>\$0</b>	<b>\$0</b>
<b>C. Equipment (items greater than \$5,000/ea)</b>				
	<b>Total Equipment</b>	<b>\$0</b>	<b>\$0</b>	<b>\$0</b>
<b>D. Travel</b> (airfare/mileage/per diem)				
	<b>Total Travel</b>	<b>\$0</b>	<b>\$0</b>	<b>\$0</b>
<b>\$5,000/ea)</b>				
7.9% tax		\$0	\$0	\$0
Color Printer (2@\$400) plus 7.9% tax		\$863	\$0	\$863
ea)		\$1,942	\$0	\$1,942
Wiring		\$3,021	\$0	\$3,021
Power pole		\$486	\$0	\$486
Router		\$2,500	\$0	\$2,500
Chairs (6@\$200)		\$1,295	\$0	\$1,295
<b>Total Materials and Supplies</b>		<b>\$10,107</b>	<b>\$0</b>	<b>\$10,107</b>
<b>etc.)</b>				
<b>G. Other</b>				
<b>H. Total Direct Costs</b>		<b>\$18,839</b>	<b>\$0</b>	<b>\$18,839</b>
minimum)		\$5,652	\$0	\$5,652

MATCH BUDGET



**A. Personnel Salaries and Wages**

	Y1	Y2	Total
[Redacted]	[Redacted]	[Redacted]	[Redacted]
[Redacted]	[Redacted]	[Redacted]	[Redacted]
[Redacted]	[Redacted]	[Redacted]	[Redacted]

**B. Fringe Benefits (25% rate for example)**

Name, Title	Y1	Y2	Total
	\$0	\$0	\$0
<b>Total Fringe Benefits</b>	<b>\$0</b>	<b>\$0</b>	<b>\$0</b>

**C. Equipment (items greater than \$5,000/ea)**

Item ABC	Y1	Y2	Total
	\$0	\$0	\$0
<b>Total Equipment</b>	<b>\$0</b>	<b>\$0</b>	<b>\$0</b>

**D. Travel**

(airfare/mileage/per diem)	Y1	Y2	Total
	\$0	\$0	\$0
<b>Total Travel</b>	<b>\$0</b>	<b>\$0</b>	<b>\$0</b>

**\$5,000/ea)**

Item ABC (X @ \$X/ea)	Y1	Y2	Total
	\$0	\$0	\$0
<b>Total Materials and Supplies</b>	<b>\$0</b>	<b>\$0</b>	<b>\$0</b>

etc.)

<b>Total Consultant Services</b>	<b>\$0</b>	<b>\$0</b>	<b>\$0</b>
----------------------------------	------------	------------	------------

**G. Other (provide detail)**

Private/Public Foundations	\$0	\$0	\$0
Existing Program Funds	\$0	\$0	\$0
Individual Donors	\$0	\$0	\$0
Special Events	\$0	\$0	\$0
State Funds	\$0	\$0	\$0
Fees/Earned Income	\$0	\$0	\$0
Other - such as Internet access costs	\$0	\$0	\$0
<b>Total Other</b>	<b>\$0</b>	<b>\$0</b>	<b>\$0</b>

<b>H. Total Proposed Cost Share</b>	<b>\$12,316</b>	<b>\$6,158</b>	<b>\$18,474</b>
-------------------------------------	-----------------	----------------	-----------------

<i>minimum)</i>	\$0	\$0	\$0
-----------------	-----	-----	-----

FEDERAL BUDGET

**A. Personnel Salaries and Wages**

	Y1	Y2	Total
Name, Title @ .XX FTE - base is \$X	\$0	\$0	\$0
Name, Title @ .XX FTE - base is \$X	\$0	\$0	\$0
<b>Total Personnel Salaries and Wages</b>	<b>\$0</b>	<b>\$0</b>	<b>\$0</b>

**B. Fringe Benefits (25% rate for example)**

Name, Title	\$0	\$0	\$0
Name, Title	\$0	\$0	\$0
<b>Total Fringe Benefits</b>	<b>\$0</b>	<b>\$0</b>	<b>\$0</b>

**C. Equipment (items greater than \$5,000/ea)**

Item ABC	\$0	\$0	\$0
<b>Total Equipment</b>	<b>\$0</b>	<b>\$0</b>	<b>\$0</b>

**D. Travel**

Provide detailed travel information per person (airfare/mileage/per diem)	\$0	\$0	\$0
<b>Total Travel</b>	<b>\$0</b>	<b>\$0</b>	<b>\$0</b>

**E. Materials and Supplies (items cost less than \$5,000/ea)**

Hardware ()	\$0	\$0	\$0
Software	\$0	\$0	\$0
Printing	\$280	\$280	\$560
Printers and supplies	\$970	\$675	\$1,645
ADA Furnishings and peripherals	\$1,550	\$1,000	\$2,550
Project supplies (\$184/mo * 12 mos)	\$2,208	\$2,200	\$4,408
Dreamweaver (2@280)	\$560	\$0	\$560
Microsoft Office Standard (2@240)	\$480	\$0	\$480
Zoomtext Magnifier Reader (single user) (2@600)	\$1,200	\$0	\$1,200
MS Office Home student (10@150)	\$1,500	\$0	\$1,500
Ainsworth Keyboard Trainer 5 network license	\$500	\$0	\$500
Duxbury Braille Translator for Windows	\$595	\$0	\$595
Desktop computers (10@\$1100 yr 1) (2@\$1100 yr 2)	\$0	\$0	\$0
Text to Speech Scanner Reader for Blind users	\$3,500	\$0	\$3,500
Laser printer (2 @ \$300/ea)	\$600	\$0	\$600
Camera	\$200	\$0	\$200
Peripherals (X @ \$X/ea)	\$0	\$0	\$0
Furnishings (2 bi-level workstations for assistive technology devices)	\$3,848	\$0	\$3,848
<b>Total Materials and Supplies</b>	<b>\$17,991</b>	<b>\$4,155</b>	<b>\$22,146</b>

F. Consultant Services (contractual staff, trainers, etc.)

[REDACTED]	[REDACTED]	[REDACTED]	[REDACTED]	[REDACTED]
[REDACTED]	[REDACTED]	[REDACTED]	[REDACTED]	[REDACTED]
[REDACTED]	[REDACTED]	[REDACTED]	[REDACTED]	[REDACTED]

G. Other

Evaluation (year 2)		\$0	\$2,300	\$2,300
Project Admin fee 3% and Fiscal Agent 5%		\$4,287	\$3,955	\$8,242
Internet upgrade costs		\$0	\$0	\$0
	<b>Total Other</b>	<b>\$4,287</b>	<b>\$6,255</b>	<b>\$10,542</b>


H. Total Direct Costs (may not exceed \$75,000/year)

\$115,158	\$121,990	\$237,148
-----------	-----------	-----------



MATCH BUDGET

	Y1	Y2	Total
<b>A. Personnel Salaries and Wages</b>			
<b>B. Fringe Benefits (25% rate for example)</b>			
Name, Title	\$0	\$0	\$0
<b>Total Fringe Benefits</b>	<b>\$0</b>	<b>\$0</b>	<b>\$0</b>
<b>C. Equipment (items greater than \$5,000/ea)</b>			
Equipment	\$5,000	\$5,000	\$10,000
<b>Total Equipment</b>	<b>\$5,000</b>	<b>\$5,000</b>	<b>\$10,000</b>
<b>D. Travel</b> (airfare/mileage/per diem)			
	\$0	\$0	\$0
<b>Total Travel</b>	<b>\$0</b>	<b>\$0</b>	<b>\$0</b>
<b>than \$5,000/ea</b>			
Peripherals	\$0	\$0	\$0
<b>Total Materials and Supplies</b>	<b>\$0</b>	<b>\$0</b>	<b>\$0</b>
<b>trainers, etc.)</b>			
<b>G. Other (provide detail)</b>			
Existing Program Funds - SHA	\$25,000	\$25,000	\$50,000
Existing Program Funds - Digital Promise	\$38,110	\$38,110	\$76,220
Individual Donors	\$0	\$0	\$0
Special Events	\$0	\$0	\$0
State/Federal Funds	\$0	\$0	\$0
Fees/Earned Income	\$0	\$0	\$0
Space portion to be used for BTOP	\$19,260	\$19,260	\$38,520
Other - such as Internet access costs	\$1,200	\$1,200	\$2,400
<b>Total Other</b>	<b>\$83,570</b>	<b>\$83,570</b>	<b>\$167,140</b>
<b>H. Total Proposed Cost Share</b>	<b>\$165,072</b>	<b>\$170,517</b>	<b>\$335,589</b>





**A. Personnel Salaries and Wages**

	Y1	Y2	Total
[Redacted]	[Redacted]	[Redacted]	[Redacted]
[Redacted]	[Redacted]	[Redacted]	[Redacted]

**B. Fringe Benefits (25% rate for example)**

Name, Title	Y1	Y2	Total
Name, Title	\$0	\$0	\$0
<b>Total Fringe Benefits</b>	<b>\$0</b>	<b>\$0</b>	<b>\$0</b>

**C. Equipment (items greater than \$5,000/ea)**

Item ABC	Y1	Y2	Total
Item ABC	\$0	\$0	\$0
<b>Total Equipment</b>	<b>\$0</b>	<b>\$0</b>	<b>\$0</b>

**D. Travel**

Provide detailed travel information per person (airfare/mileage/per diem)	Y1	Y2	Total
	\$0	\$0	\$0
<b>Total Travel</b>	<b>\$0</b>	<b>\$0</b>	<b>\$0</b>

**E. Materials and Supplies (items cost less than \$5,000/ea)**

Project supplies (\$X/mo * 12 mos)	Y1	Y2	Total
Project supplies (\$X/mo * 12 mos)	\$0	\$0	\$0
Refurbished laptop computers (X @ \$300/ea)	\$0	\$0	\$0
Refurbished desktop computers (X @ \$100/ea)	\$0	\$0	\$0
ABC Software Program (12 @ \$X/ea)	\$0	\$0	\$0
DEF Hardware (X @ \$X/ea)	\$0	\$0	\$0
Peripherals (X @ \$X/ea)	\$0	\$0	\$0
Furnishings	\$0	\$0	\$0
<b>Total Materials and Supplies</b>	<b>\$0</b>	<b>\$0</b>	<b>\$0</b>

**F. Consultant Services (contractual staff, trainers, etc.)**

[Redacted]	Y1	Y2	Total
[Redacted]	[Redacted]	[Redacted]	[Redacted]
[Redacted]	[Redacted]	[Redacted]	[Redacted]

**G. Other**

Describe here and identify per unit costs as applicable	Y1	Y2	Total
Internet upgrade costs	\$0	\$0	\$0
<b>Total Other</b>	<b>\$0</b>	<b>\$0</b>	<b>\$0</b>

**H. Total Direct Costs (may not exceed \$75,000/year)**

Y1	Y2	Total
\$40,000	\$10,000	\$50,000



**A. Personnel Salaries and Wages**

	Y1	Y2	Total
[Redacted]	[Redacted]	[Redacted]	[Redacted]
[Redacted]	[Redacted]	[Redacted]	[Redacted]

**B. Fringe Benefits (20% rate for example)**

[Redacted]	[Redacted]	[Redacted]	[Redacted]
[Redacted]	[Redacted]	[Redacted]	[Redacted]

**C. Equipment (items greater than \$5,000/ea)**

Item ABC	\$0	\$0	\$0
<b>Total Equipment</b>	<b>\$0</b>	<b>\$0</b>	<b>\$0</b>

**D. Travel**

Travel to project sites	\$1,500	\$1,500	\$3,000
<b>Total Travel</b>	<b>\$1,500</b>	<b>\$1,500</b>	<b>\$3,000</b>

**E. Materials and Supplies (items cost less than \$5,000/ea)**

Project supplies, copying	\$220	\$220	\$440
Refurbished laptop computers (X @ \$300/ea)	\$0	\$0	\$0
Refurbished desktop computers (X @ \$100/ea)	\$0	\$0	\$0
ABC Software Program (12 @ \$X/ea)	\$0	\$0	\$0
DEF Hardware (X @ \$X/ea)	\$0	\$0	\$0
Peripherals (X @ \$X/ea)	\$0	\$0	\$0
Furnishings	\$0	\$0	\$0
<b>Total Materials and Supplies</b>	<b>\$220</b>	<b>\$220</b>	<b>\$440</b>

**F. Consultant Services (contractual staff, trainers, etc.)**

Name, Title, Organization	\$0	\$0	\$0
Name, Title	\$0	\$0	\$0
<b>Total Consultant Services</b>	<b>\$0</b>	<b>\$0</b>	<b>\$0</b>

**G. Other**

Indirect: Off campus rate of 26%	\$6,410	\$6,410	\$12,820
Internet upgrade costs	\$0	\$0	\$0
<b>Total Other</b>	<b>\$6,410</b>	<b>\$6,410</b>	<b>\$12,820</b>

**H. Total Direct Costs (may not exceed \$75,000/year)**

<b>\$24,930</b>	<b>\$24,930</b>	<b>\$49,860</b>
-----------------	-----------------	-----------------

	Y1	Y2	Total
<b>A. Personnel Salaries and Wages</b>			
Name, Title @ .XX FTE - base is \$X	\$0	\$0	\$0
Name, Title @ .XX FTE - base is \$X	\$0	\$0	\$0
<b>Total Personnel Salaries and Wages</b>	<b>\$0</b>	<b>\$0</b>	<b>\$0</b>
<b>B. Fringe Benefits (25% rate for example)</b>			
Name, Title	\$0	\$0	\$0
Name, Title	\$0	\$0	\$0
<b>Total Fringe Benefits</b>	<b>\$0</b>	<b>\$0</b>	<b>\$0</b>
<b>C. Equipment (items greater than \$5,000/ea)</b>			
Item ABC	\$0	\$0	\$0
<b>Total Equipment</b>	<b>\$0</b>	<b>\$0</b>	<b>\$0</b>
<b>D. Travel</b>			
diem)	\$0	\$0	\$0
<b>Total Travel</b>	<b>\$0</b>	<b>\$0</b>	<b>\$0</b>
<b>E. Materials and Supplies (items cost less than \$5,000/ea)</b>			
Project supplies (\$X/mo * 12 mos)	\$0	\$0	\$0
Refurbished laptop computers (X @ \$300/ea)	\$0	\$0	\$0
Refurbished desktop computers (X @ \$100/ea)	\$0	\$0	\$0
ABC Software Program (12 @ \$X/ea)	\$0	\$0	\$0
DEF Hardware (X @ \$X/ea)	\$0	\$0	\$0
Peripherals (X @ \$X/ea)	\$0	\$0	\$0
Furnishings	\$0	\$0	\$0
<b>Total Materials and Supplies</b>	<b>\$0</b>	<b>\$0</b>	<b>\$0</b>
<b>F. Consultant Services (contractual staff, trainers, etc.)</b>			
Social Media, Blogging, and Lab Management Training	\$12,500	\$12,500	\$25,000
Name, Title	\$0	\$0	\$0
<b>Total Consultant Services</b>	<b>\$12,500</b>	<b>\$12,500</b>	<b>\$25,000</b>
<b>G. Other</b>			
Describe here and identify per unit costs as applicable	\$0	\$0	\$0
Internet upgrade costs	\$0	\$0	\$0
<b>Total Other</b>	<b>\$0</b>	<b>\$0</b>	<b>\$0</b>
<b>H. Total Direct Costs (may not exceed \$75,000/year)</b>	<b>\$12,500</b>	<b>\$12,500</b>	<b>\$25,000</b>

		Y1	Y2	Total
<b>A. Personnel Salaries and Wages</b>				
[REDACTED]	[REDACTED]	[REDACTED]	[REDACTED]	[REDACTED]
<b>B. Fringe Benefits (25% rate for example)</b>				
[REDACTED]	[REDACTED]	[REDACTED]	[REDACTED]	[REDACTED]
<b>C. Equipment (items greater than \$5,000/ea)</b>				
Item ABC		\$0	\$0	\$0
	<b>Total Equipment</b>	<b>\$0</b>	<b>\$0</b>	<b>\$0</b>
<b>D. Travel</b>				
Provide detailed travel information per person (airfare/mileage/per diem)		\$0	\$0	\$0
	<b>Total Travel</b>	<b>\$0</b>	<b>\$0</b>	<b>\$0</b>
<b>E. Materials and Supplies (items cost less than \$5,000/ea)</b>				
Educational brochure printing and translation		\$4,000	\$4,000	\$8,000
Technology Matching Fund grant for equipment - Denny Terrace		\$3,550	\$0	\$3,550
Technology Matching Fund grant for equipment - STAR Center		\$15,500	\$0	\$15,500
	<b>Total Materials and Supplies</b>	<b>\$23,050</b>	<b>\$4,000</b>	<b>\$14,500</b>
<b>F. Consultant Services (contractual staff, trainers, etc.)</b>				
		\$0	\$0	\$0
	<b>Total Consultant Services</b>	<b>\$0</b>	<b>\$0</b>	<b>\$0</b>
<b>G. Other (provide detail)</b>				
Community Technology budget for Web resource portal and CTC directory, and for educational programs		\$15,000	\$15,000	\$30,000
Internet Service - Cable Business class (5 sites @ \$100/month x 12 months)		\$6,000	\$6,000	\$12,000
ISBoss Box Filtering Service hosting for RecTech		\$1,250	\$1,250	\$2,500
	<b>Total Other</b>	<b>\$22,250</b>	<b>\$22,250</b>	<b>\$44,500</b>
<b>H. Total Proposed Cost Share</b>		<b>\$66,451</b>	<b>\$47,401</b>	<b>\$101,302</b>



**MEMBERS**

Kirsten Barron

M. Wayne Blair

Gregory R. Dallaire

Hon. Elizabeth Fry

Hon. Steven C. González

Daniel S. Gottlieb, Chair

Rep. Patricia Taylor Lantz (ret.)

Aiko Schaefer

Elizabeth Schoedel

**STAFF**

Joan E. Fairbanks  
Justice Programs Manager  
206 727-8282  
joanf@wsba.org



**THE ALLIANCE**  
*for Equal Justice*  
SUPPORTER

March 10, 2010

Mr. Lawrence Strickling  
Assistant Secretary for Communications Information  
National Telecommunications and Information Administration  
U.S. Department of Commerce  
1401 Constitution Ave., NW  
Washington, DC 20230

Dear Assistant Secretary Strickling:

As Chair of the Washington State Access to Justice ("ATJ") Board, I am writing in support of EdLab Group's Communities Connect Network application for BTOP Public Computing Center funding.

The Access to Justice Board was established in 1994 by the Washington State Supreme Court in response to a need to lead and coordinate access to justice efforts in Washington State so as to provide continuity, focus, and innovation, and assure effective delivery of equal justice to all. Recognizing that access to the civil justice system is a fundamental right, the ATJ Board works to achieve equal access and equal justice for persons facing economic, disability and other significant barriers, to reduce or eliminate those barriers, and to provide greater and new opportunities for meaningful access to and delivery of quality justice to all.

The ATJ Board oversees twelve standing committees, all of which work to achieve the mission established in the Supreme Court's current enabling Order (copy attached). This ATJ Board was the first of its kind in the nation. Other states have since emulated our model and established their own such entities for the same or similar purposes.

It has long been sadly recognized that the American justice system does not have the people or the resources to come anywhere close to meeting the civil legal needs of low income and vulnerable people. That is certainly true in Washington State. Indeed, the numbers and needs of the unserved and underserved are growing despite the increasing and focused efforts of the ATJ Board, pro bono private lawyers, bar associations and volunteers to augment and complement the work of legal aid lawyers, law school clinics and others. We are advised by the State Office of Civil Legal Aid that each year more than 150,000 low income and otherwise vulnerable people in Washington will experience at least one civil legal problem which implicates the most urgent personal and family concerns – family safety and security, domestic violence, home foreclosure, eviction, job loss/unemployment insurance, consumer and

Mr. Lawrence Strickling

March 10, 2010

Page 2

health care debt collection, discrimination and denial of essential financial, nutritional and health assistance. According to a 2003 study commissioned by the Washington Supreme Court's Task Force on Civil Equal Justice Funding, more than 80% of those who need legal help to address these problems cannot secure the information, assistance and representation or services that they need. As a result, legal rights go unenforced and un-received, and low income individuals and families experience consequences ranging from hunger to homelessness; from unemployment to bankruptcy; from foreclosure to eviction. The situation has gotten even worse since.

We have found, however, that when Information and Communication Technologies (ICT), is available, accessible, and usable, it can be a very significant tool to provide legal and judicial information and services to people in substantial need. However, the nature of legal information and services and the characteristics of those to be served make high speed access/broadband essential for the delivery of that information and those services. Broadband can indeed be transformative to enable the poor and the vulnerable and those in remote places to access, understand and use the justice system and supporting persons and agencies, and to enable them to effectively claim and receive their basic and essential needs to food, shelter, health care, safety, education, employment, and such. Broadband is no longer optional; it is a requirement.

Thus, access to and meaningful receipt of justice is increasingly being enhanced in Washington State through the development of justice-related technology applications, but there are large areas, many of them rural and remote, in Washington State which are unserved or underserved with the broadband capacity infrastructure necessary to carry these critical justice-related technology applications.

The Washington state justice community has been asked to join in the EdLab Group's proposal to be submitted to the National Telecommunications and Information Administration (NTIA) Broadband Technology Opportunities Program (BTOP) that would provide for the development and beginning of a significant and sustainable dedicated broadband delivery system for Washington state in collaboration and partnership with others to create or enhance public community computer centers in community-based general libraries, law libraries, local community centers, self-help centers, and other places of capability and public confidence. These will deliver information and services including, among other things, on-demand access for the public to effective public legal education, "know your rights" training, interactive form document creation and assembly systems, and other services for members of the public, *pro se* litigants and the like. They will have the capacity to deliver on-demand streaming, interactive training for judges, court personnel, administrative law judges, legal aid and *pro bono* attorneys and others who play critical roles in the administration of justice, the capacity to connect qualified interpreters who are physically unavailable or who reside in one part of the state with courts and administrative tribunals in other parts of the state; the capacity to connect



Mr. Lawrence Strickling

March 10, 2010


Page 3

courthouse based support systems (e.g., courthouse facilitators) with court users without such users having to come to the courthouse; and the capacity to provide real-time access to assistive technologies for court and administrative justice system users with disabilities; and the infrastructure and connectivity to enable justice-related entities — courts at all levels, clerks, law enforcement agencies, jails, prosecutors, public defenders, civil legal aid programs, law libraries, and others — to enhance access to justice, increase public safety, promote better information sharing and communication, expand capacity for real-time video communications, and better integrate judicial and administrative systems both functionally and geographically.

Through the EdLab Group's Public Computer Center application, we seek to expand public access to necessary public legal information and services, provide greater opportunities for low income, vulnerable and unserved and underserved members of the public to secure essential legal assistance and legal protections and legal rights, and expand the integration of our self-help resources into the broad statewide community of public computer centers. To this end, we have committed to greater intentional coordination and collaboration with the Communities Connect Network of Washington (CCN) as well as public libraries so that together we can expand content, training, support and services for low income and vulnerable members of the public who access internet-based resources at community based public computer centers. We also seek to prove the viability of courthouse based law and justice public computer centers which we believe will enhance our efforts to provide greater access to court support systems for the vast majority of court users who are unrepresented, as well as make the justice system more efficient for all in terms of time, scheduling, cost, safety and less wasteful use of resources, including unnecessary travel and use of fuel, loss of productivity and time lost from work.

The Access to Justice Board is committed to supporting and helping to enable the EdLab Group's efforts to effectively implement the PCC proposal and to ensure that essential law, justice and public safety-related information and services are readily available to low income and other vulnerable, unserved or underserved people throughout the state, so that they can better understand, access, and meaningfully use the justice system, and exercise and receive their legal rights and essential needs.

Sincerely,



Daniel B. Gottlieb, Chair

Washington State Access to Justice Board

# THE SUPREME COURT OF WASHINGTON

## ORDER REAUTHORIZING THE ACCESS TO JUSTICE BOARD

WHEREAS, the Washington judicial system is founded upon the fundamental principle that the judicial system is accessible to all persons, which advancement is of fundamental interest to the members of the Washington State Bar Association.

WHEREAS, responding to the unmet legal needs of low and moderate income people in Washington State and others who suffer disparate access barriers, the increasing complexity of civil legal services delivery, the importance of civil equal justice to the proper functioning of our democracy, and the need for leadership and effective coordination of civil equal justice efforts in our state, the Supreme Court in May 1994 established an Access to Justice Board and directed that the Board operate for an initial two year period.

WHEREAS, the Access to Justice Board's initial accomplishments in the face of tremendous difficulty demonstrated the practical value of coordinated and focused leadership under the auspices of the Supreme Court and led the Court to reauthorize the Access to Justice Board for an extended five-year period;

WHEREAS, the Access to Justice Board is a national model that has proven its value in expanding, coordinating and promoting effective and economical civil legal services delivery for vulnerable low and moderate income people, has developed a track record of significant accomplishments that maximized effective use of limited resources to address the civil legal needs of an increasing poverty population, and has made great strides in enhancing access to the civil justice system in Washington State; and

WHEREAS, the Access to Justice Board serves a critical and ongoing function that is essential to the effective administration of justice for all in Washington State,

Now, therefore, it is hereby

ORDERED:

That the Access to Justice Board is hereby reauthorized and shall continue to be administered by the Washington State Bar Association, and is charged with responsibility to assure high quality access for low

and moderate income residents and others in Washington State who suffer disparate access barriers to the civil justice system.

The Access to Justice Board shall consist of nine members nominated by the Board of Governors of the Washington State Bar Association and appointed by the Supreme Court. In making its recommendations, the Board of Governors shall solicit nominations from and include individuals associated with the following groups:

Board for Judicial Administration  
Washington State Bar Association Board of Governors  
Legal Foundation of Washington  
Statewide Staffed Legal Services Programs  
Volunteer Legal Services Community

The remaining four (4) members shall be nominated on the basis of a demonstrated commitment to, and familiarity with, access to justice issues.

Of these, not less than one nor more than two members of the Board shall be a non-attorney, beginning with the next vacancy(ies).

The membership of the Board shall reflect ethnic, gender, geographic, and other diversity.

The Board shall designate one member as the chairperson of the Board who shall serve a term of two (2) years and who shall be eligible for reappointment for one additional 2-year term. An individual may continue to serve as chairperson even notwithstanding the expiration of his or her term on the Board.

Appointments shall be for a three (3) year term. Board members shall be eligible for reappointment for one additional term.

The Access to Justice Board shall work to:

- Establish, coordinate and oversee a statewide, integrated, non-duplicative, civil legal services delivery system that is responsive to the needs of poor, vulnerable and moderate means individuals;
- Establish and evaluate the performance and effectiveness of the civil legal services delivery system against an objective set of standards and criteria;

- Promote adequate levels of public, private and volunteer support for Washington State's civil equal justice network;
- Serve as an effective clearinghouse and mechanism for communication and information dissemination;
- Promote, develop and implement policy initiatives and criteria which enhance the availability of resources for essential civil equal justice activities;
- Develop and implement new programs and innovative measures designed to expand access to justice in Washington State;
- Promote jurisprudential understanding of the law relating to the fundamental right of individuals to secure meaningful access to the civil justice system;
- Promote widespread understanding of civil equal justice among the members of the public through public legal education;
- Promote the responsiveness of the civil justice system to the needs of those who suffer disparate treatment or disproportionate access barriers; and
  
- Address existing and proposed laws, rules and regulations that may adversely affect meaningful access to the civil justice system.

The Access to Justice Board may adopt internal operational rules pertinent to these powers and duties.

The Access to Justice Board shall be funded and staffed by the Washington State Bar Association, which shall have authority to establish a budget and approve expenditures.

The Board shall file with the Supreme Court and the Board of Governors of the Washington State Bar Association an annual report outlining its work during the prior 12 month period.

DATED at Olympia, Washington this 2nd day of November 2000.

BY ORDER OF THE SUPREME COURT

## **THE SUPREME COURT OF WASHINGTON**

**ORDER REAUTHORIZING THE ACCESS TO JUSTICE BOARD**



STATE OF WASHINGTON  
OFFICE OF CIVIL LEGAL AID

1112 Quince St SE  
MS 41183  
Olympia, WA 98504  
360-704-4135  
360-704-4003 FAX

James A. Bamberger  
Director  
JIM.BAMBERGER@OCLA.WA.GOV

March 8, 2010

Mr. Lawrence Strickling  
Assistant Secretary for Communications Information  
National Telecommunications and Information Administration  
U.S. Department of Commerce  
1401 Constitution Ave., NW  
Washington, DC 20230

Dear Assistant Secretary Strickling:

I am the Director of the Washington State Office of Civil Legal Aid, an independent judicial branch agency that funds and oversees the state-funded civil legal aid system. I write in support of EdLab Group's Communities Connect Network application for BTOP Public Computing Center funding.

Each year more than 150,000 low income Washingtonians will experience at least one civil legal problem that implicates matters of the most urgent personal and family concerns – family safety and security, domestic violence, home foreclosure, job loss, employment discrimination and denial of unemployment insurance, consumer and health care debt collection and denial of essential financial, nutritional and health assistance. According to a 2003 study commissioned by the Washington Supreme Court's Task Force on Civil Equal Justice Funding, more than 80% of those who need legal help to address these problems cannot secure the information, assistance and representation that they need. As a result, legal rights go unenforced and low income individuals and families experience consequences ranging from hunger to homelessness; from unemployment to bankruptcy; from foreclosure to eviction.

Washington's Alliance for Equal Justice includes more than 30 non-profit legal aid providers working in close concert to provide a full continuum of civil legal aid services for low income and vulnerable clients throughout the state of Washington. Understaffed and under-resourced, these programs have been forced to push every envelope to achieve greater relevancy to and provide greater access to essential legal support services, including self-help assistance. Broadband-based technology is increasingly the vehicle for providing low income and vulnerable people with essential content, training, support and access to the statewide civil legal aid system.

*It's not justice, if it's not equal.*

Assistant Secretary Lawrence Strickling

March 8, 2010


Page 2

Through the EdLab Group's Public Computer Center application, we seek to expand public access to necessary public legal information, provide greater opportunities for low income and vulnerable members of the public to secure essential legal assistance and legal protections, and expand the integration of our self-help resources into the statewide community of public computer centers. To this end, we have committed to greater intentional coordination with the Communities Connect Network of Washington (CCN) so that together we can expand content, training and support for low income and vulnerable members of the public who access law and justice related internet-based resources at community based public computer centers. We also seek to prove the viability of courthouse based law and justice public computer centers which we believe will enhance our efforts to provide greater access to court support systems for the vast majority of court users who are unrepresented.

The Office of Civil Legal Aid is committed to supporting the EdLab Group's efforts to effectively implement the PCC proposal and to ensure that essential law, justice and public safety-related information is readily available to low income people throughout the state, so that they in turn can better understand, assert and enforce their legal rights and prerogatives.

Sincerely,

OFFICE OF CIVIL LEGAL AID



James A. Bamberger  
Director



March 4, 2010

Department of Commerce  
National Telecommunication and Information Administration's  
Broadband Technology Opportunities Program.

To Whom It May Concern:

TechSoup Global is pleased to express support for Communities Connect Network (CCN) and NPower Seattle's proposal to the Department of Commerce National Telecommunication and Information Administration's Broadband Technology Opportunities Program.

Our TechSoup Stock service leverages highly effective working relationships with more than 40 major technology product providers to serve the nonprofit community. Over the past 3 years, Communities Connect Network and NPower Seattle have focused on bridging the digital divide and growing support for community technology across Washington State. They have been key partners in aiding other nonprofits to select the software and hardware from our programs that meets their needs.

TechSoup Global is ready to support this proposal by connecting community organizations with donated technology products (made available at the lowest possible cost, generally 4% of retail) through our TechSoup Stock donation program. To support organizations that may wish to obtain broadband-related equipment from TechSoup Stock and who are new to our site, we will provide expanded account management support via webinar or direct customer service. We feel this is another way we can effectively contribute to the adoption of broadband across the state.

We especially are committed to helping further CCN's efforts to advance the adoption of community technology among hard-to-reach populations. This work complements and builds on many of the projects we have undertaken in recent years, and, in turn, enhances our current activities.

The enormous benefits to the underserved people in Washington State should this proposal be implemented, is the main reason behind our wholehearted support. We are certain that you will see substantial benefit and look forward to seeing the results.

Sincerely,

A handwritten signature in black ink, appearing to read "Marnie Webb", is written over a horizontal line.

Marnie Webb  
Co-CEO  
TechSoup Global

# eliminating racism empowering women

ywca

YWCA Yakima  
818 W. Yakima Avenue  
Yakima, WA 98902

T: 509-248-7796  
F: 509-575-5398  
[www.ywcayakima.org](http://www.ywcayakima.org)

March 9, 2010

The Honorable Lawrence E. Strickling  
Assistant Secretary for Communications and Information  
National Telecommunications and Information Agency  
Herbert C. Hoover Building (HCHB)  
U.S. Department of Commerce / NTIA  
1401 Constitution Avenue, NW  
Washington, DC 20230

Dear Assistant Secretary Strickling:

On behalf of the YWCA Yakima, I am pleased to provide a letter of support for EdLab Group's Communities Connect Network proposal.

Yakima County is located in Central Washington State, and is named after the Yakama tribe of Native Americans. The county seat is Yakima, which is the largest city with a population of 234,564. Yakima County is the second largest in the State, with 4,296 square miles and over 608 miles of unpaved roads. The county is among the poorest, with a very large, rural setting. The Yakama Indian Reservation is within the county boundaries, covering 2,186 square miles with a population of 31,799. The County has a Hispanic population of 41.4%, compared to 9.8% in Washington State.

The YWCA is the largest provider of services and shelter to domestic violence victims in Yakima County and the only shelter within the City of Yakima. We have been providing shelter and advocacy to victims of domestic violence to families for more than 30 years. Our "Bringing It Home" project, slated for completion in September, 2011 will combine all services in one convenient, downtown location. The project includes an expanded emergency shelter (increased capacity from 29 to 44 beds, completed in 2008), 16 units of low income housing specifically for survivors of domestic violence, and a community resource center. With the increased space, expansion of on-site services and the addition of low-income housing, we will positively influence a violence-free, successful outcome for the next generation.

We serve all victims of domestic violence, with a special emphasis on minority women who have been historically underserved. Our role is critical in meeting the needs of our community and the families we serve, and we are committed to breaking the cycle of violence and poverty.

Over the past decade, incidents of domestic violence reported to Yakima County law enforcement have increased by 24 percent. Domestic violence typically correlates to certain demographics, such as poverty, cultural values and geographical isolation. With a steady increase in incidents of abuse, coupled with rising unemployment and homelessness, it has become apparent that clients need more than shelter and counseling to truly change their lives.



Like many safety net service providers, the YWCA has experienced a reduction in public funding for on-going operational support; we have also seen a significant decrease in local donations since the economic downturn last year. We understand the need to leverage resources and partner within our community and region to the fullest extent possible, to best meet the needs of the families we serve. The project costs and construction schedule for *Bringing It Home* were developed well before the economic downturn occurred. However, our *Bringing It Home* project team, YWCA administration and the YWCA Board of Directors are committed to the project and work continually to find cost savings and reduce construction and operating costs.

This collaborative partnership, aimed at providing basic literacy and safe internet technology training to underserved populations in our community, is vital to our goal of breaking the generational cycle of violence and abuse. The project will lead to expanded opportunities for these families and a stronger alliance amongst community providers. The skills learned through this project will empower our clients to be better equipped to enter the job market, complete their education, and provide a sustainable future for their families.

I confirm that the YWCA will provide a match amount of \$16,640 for the two-year project period. Source of funds for this match comes from YWCA program funds and donations. I further confirm that the YWCA Yakima will support and provide cash match for the 3% administrative fee as required.

Thank you for considering our request.

Sincerely,



Erin Black  
Executive Director



*Affordable Housing • Education & Empowerment • Family Strengthening*

3/09/2010

Blessed Kateri Village  
1000 S. Kateri Lane  
Wapato, WA 98951

Buena Nueva Apts.  
66 Highland Drive  
Buena, WA 98921  
509.865.6010

Casa Guadalupe Apts.  
1105 Bradley Street  
Chelan, WA 98816  
509.682.2654

Cristo Rey  
330 North 16<sup>th</sup> Street  
Sunnyside, WA 98944  
509.836.2505

Gonzaga Townhomes  
701 Ellensburg Ave.  
Toppenish, WA 98948  
509.865.4000

Juan Pablo II  
129 Pleasant Ave.  
Grandview, WA 98930  
509.882.5900

La Amistad  
912 S. County Road  
Warden, WA 98857  
509.349.2490

New Life Homes  
700 Washington St.  
Mabton, WA 98935  
509.853.2791

New Life Villa  
708 Washington St.  
Mabton, WA 98935  
509.894.4700

Rose of Mary Terrace  
5401 W. Walnut St.  
Yakima, WA 98908  
509.965.0540

Royal City Family Housing  
340 Grape Drive NE  
Royal City, WA 99357

San Isidoro Plaza  
409 D Street  
Granger, WA 98932  
509.854.2200

San Martin de Porres  
Home for Autistic Men  
Yakima, WA 98908

Villa Santa Maria  
56 2nd Street  
Mattawa, WA 99349  
509.932.0500

The Honorable Lawrence E. Strickling  
Assistant Secretary For Communications and Information  
National Telecommunications and Information Agency  
Herbert C. Hoover Building (HCHB)  
U.S. Department of Commerce / NTIA  
1401 Constitution Avenue, N.W.  
Washington, DC 20230

Dear Assistant Secretary Strickling,

Catholic Charities Housing Services is pleased to write this letter in strong support of the BTOP grant application La Casa Hogar (LCH) is submitting to your organization. We are proud to be partnering with LCH on this important endeavor to help bridge the technological gap that is so prevalent in very low-income households throughout Yakima Valley. In support of this partnership, CCHS will provide a \$5,000 match over the 2 year duration of the grant.

Catholic Charities Housing Services (CCHS) is a Washington State 501(c)(3) non-profit corporation created to offer affordable housing and community development solutions to local communities in our area. CCHS works in partnership with local Catholic parishes and community groups in the 7-county jurisdiction of the Catholic Diocese of Yakima which includes: Benton, Chelan, Douglas, Grant, Klickitat, Kittitas and Yakima Counties. To date, CCHS has developed 450 units of affordable housing in 13 rural communities representing an investment of over \$75 million, which serves over 1,700 people each day. CCHS offers full housing development services to local communities to help meet local housing needs. As part of CCHS's mission we coordinate resident services with agencies such as LCH that help enable our residents to become self-sufficient and empowered. We believe that empowerment occurs through access to safe, secure and affordable housing in addition to social, educational and referral services. CCHS as part of its Resident Services programs offers these services to residents.

CCHS and LCH will partner to deliver computer skills training classes at 3 housing sites in the Yakima Valley. Our Buena Nueva and Blessed Kateri housing sites (located in Buena and Wapato, Washington respectively) will provide space and onsite computer access to residents for computer and ESL classes provided by LCH. These sites primarily consist of very low-income farmworkers and their families are predominantly Hispanic and Spanish Speaking. The third housing site benefitting from this grant is Rose of Mary Terrace located in Yakima, WA which houses very low-income elderly



individuals who lack the computer skills and training needed to access the internet. It is estimated that between CCHS' Buena, Rose of Mary Terrace and Wapato housing sites an approximate total of 190 low-income farmworker and elderly individuals will benefit from access to computer technology and education.

La Casa Hogar is an organization that is well respected throughout the Yakima Valley. It provides much needed educational opportunities and emergency services to Yakima Valley residents. CCHS supports and appreciates La Casa Hogar's effort to continue to provide such valuable educational and technological services to the less fortunate and we ask that you give their proposal your full consideration. Thank you.

Sincerely,

A handwritten signature in cursive script that reads "Sandra Aguilar MA LMHC". The signature is written in black ink and is positioned to the right of the typed name.

Sandra Aguilar MA LMHC  
Services Coordinator

# United States Senate

WASHINGTON, DC 20510-4705

March 8, 2010

The Honorable Lawrence E. Strickling  
Assistant Secretary for Communications and Information  
U.S. Department of Commerce  
National Telecommunications and Information Agency  
Herbert C. Hoover Building (HCHB)  
1401 Constitution Avenue, N.W.  
Washington, DC 20230

Dear Assistant Secretary Strickling,

I am writing to voice my support for EdLab Group's Communities Connect Network application to the National Telecommunications and Information Agency for funding for Public Computing Centers under the Broadband Technology Opportunities Program.

The public computing centers in Washington State are critical for people who need access to the Internet, and training on how to use technology to support basic needs and job preparation skills. Without BTOP funding, a large number of residents will remain on the wrong side of the digital divide, resulting in lower economic opportunities and disenfranchisement from the political process. With NTIA support, the proposed Communities Connect Network project will provide critical broadband access, technology training, job preparation support, and access to public safety and justice resources for our most disadvantaged residents.

The benefits of this program are clear. As a result, I support EdLab Group in their efforts and encourage your favorable consideration of their grant request. Thank you in advance for your attention.

Sincerely,



Maria Cantwell  
United States Senator

# United States Senate

WASHINGTON, DC 20510-4704

COMMITTEES:  
APPROPRIATIONS  
BUDGET  
HEALTH, EDUCATION, LABOR,  
AND PENSIONS  
RULES AND ADMINISTRATION  
VETERANS' AFFAIRS

March 12, 2010

The Honorable Lawrence E. Strickling  
Assistant Secretary for Communications and Information  
National Telecommunications and Information Agency  
Herbert C. Hoover Building (HCHB)  
U.S. Department of Commerce / NTIA  
1401 Constitution Avenue, N.W.  
Washington, DC 20230

Dear Assistant Secretary Strickling:


I am pleased to write on behalf of EdLab Group's application for a Broadband Technology Opportunities Program grant through the National Telecommunications and Information Agency under the Department of Commerce. Funding from this grant would allow EdLab Group to support 40 Public Computing Centers in Washington state through their proposed Communities Connect Networks project.

The Public Computing Centers in Washington state are critical links for residents who do not have immediate access to high speed broadband. Currently, the centers provide free access to workforce preparation and training as well as technological support and awareness to assist underserved populations meet basic technology needs.

With funding from this grant, EdLab Group will work to bridge the digital divide and reach the underserved areas of Washington state. BTOP funding would allow them to improve access to technology by upgrading the hardware and software in Public Computing Centers, increase training to advance the capacity to support workforce preparation, as well as add public computing terminals in various Washington state counties to improve access to justice and legal resources.

Thank you for your consideration of EdLab Group's application. Please do not hesitate to contact my Seattle office at 206-553-5545 with any questions you may have.

Sincerely,



Patty Murray  
United States Senator

PMjb

173 RUSSELL SENATE OFFICE BUILDING  
WASHINGTON, DC 20510-4704  
(202) 224-2621

1611-116TH AVENUE, NE  
SUITE 214  
BELLEVUE, WA 98004-3045  
(425) 462-4460

2930 WETMORE AVENUE  
SUITE 903  
EVERETT, WA 98201-4107  
(425) 259-6515

2988 JACKSON FEDERAL BUILDING  
915 2ND AVENUE  
SEATTLE, WA 98174-1003  
(206) 553-5545  
TOLL FREE: (866) 481-9186

601 WEST MAIN AVENUE  
SUITE 802  
SPOKANE, WA 99201-0613  
(509) 624-9515

950 PACIFIC AVENUE  
SUITE 650  
TACOMA, WA 98402-4450  
(253) 572-3636

THE MARSHALL HOUSE  
1323 OFFICER'S ROW  
VANCOUVER, WA 98661-3856  
(360) 696-7797

website: <http://murray.senate.gov>  
e-mail: <http://murray.senate.gov/email>  
PRINTED ON RECYCLED PAPER

402 EAST YAKIMA AVENUE  
SUITE 390  
YAKIMA, WA 98901-2760  
(509) 453-7462

JAY INSLEE  
1ST DISTRICT, WASHINGTON

COMMITTEE ON ENERGY AND COMMERCE

TELECOMMUNICATIONS AND THE INTERNET  
OVERSIGHT AND INVESTIGATIONS  
ENERGY AND AIR QUALITY

COMMITTEE ON RESOURCES

NATIONAL PARKS, FOREST, AND PUBLIC LANDS

SELECT COMMITTEE ON  
ENERGY INDEPENDENCE AND  
GLOBAL WARMING



Congress of the United States  
House of Representatives

Washington, DC 20515-4701

March 12, 2010

SHORELINE CENTER  
18560 1st Avenue, NE, Suite E-800  
Shoreline, WA 98155-2150  
(206) 361-0233  
Fax: (206) 361-3959

17791 FJORD DRIVE, NE, DOOR 112  
POULSBRO, WA 98370  
(360) 598-2342  
Fax: (360) 598-3650

403 CANNON HOUSE OFFICE BUILDING  
WASHINGTON, DC 20515-4701  
(202) 225-8311  
Fax: (202) 226-1606

Jay.Inslee@mail.house.gov  
www.house.gov/inslee

The Honorable Lawrence E. Strickling  
Assistant Secretary for Communications and Information  
National Telecommunications and Information Agency  
Herbert C. Hoover Building (HCHB)  
U.S. Department of Commerce / NTIA  
1401 Constitution Avenue, N.W.  
Washington, DC 20230

**RE: Recovery Act – Broadband Technology Opportunities Program (BTOP)  
Funding Opportunity Number 0660-ZA28**

Dear Assistant Secretary Strickling:

I am writing in support of the proposal submitted by EdLab Group's Communities Connect Network application to the National Telecommunications and Information Agency for funding for Public Computing Centers under the Broadband Technology Opportunities Program (FOA No: 0660-ZA28).


According to the EdLab Group, they are applying for broadband stimulus funding from the NTIA to support 40 public computing centers (PCCs) in Washington State. This proposal would support broadband adoption for vulnerable populations and underserved areas through improving access to technology, upgrading the hardware and software in PCCs, training to improve the capacity of PCCs to support workforce preparation and education, and improving access to resources that these populations need. The public computing centers are primarily located in King, Pierce, Skagit, and Yakima counties. In addition, EdLab will work to improve access to justice and legal resources through adding public computing terminals in the Chelan County Court/Law Library, Cowlitz County Courthouse, Kalispel Tribal Court, Whatcom County Superior Court, and East Whatcom Regional Resource Center, which is part of the Whatcom County Superior Court.

EdLab Group has an established history of deploying innovative programs that leverage information and communication technology to benefit vulnerable communities in Washington State. The public computing centers in our state are critical for people who need access to the Internet and training on how to use technology to support basic needs and job preparation skills. Without BTOP funding, a large number of residents will remain on the wrong side of the digital divide, resulting in lower economic opportunities and disenfranchisement from the political process. With NTIA support, the proposed Communities Connect Network project will provide critical broadband access, technology training, job preparation support, and access to public safety and justice resources for our most disadvantaged residents.

JRI/tw

I applaud the EdLab Group in their efforts to spur job creation and stimulate long-term growth, and I hope you will give their application your full and fair consideration.

Very truly yours,

A handwritten signature in black ink, appearing to read "Jay Inslee", written in a cursive style.

JAY INSLEE  
Member of Congress



## Washington State Senate

**Olympia Office:**  
201 Irving R. Newhouse Building  
PO Box 40408  
Olympia, WA 98504-0408

**Senator Jerome Delvin**  
Republican Deputy Whip  
8th Legislative District

(360) 786-7614  
FAX: (360) 786-7524  
Toll-Free: 1-800-562-6000  
e-mail: delvin.jerome@leg.wa.gov

March 8, 2010

Lawrence E. Strickling  
Assistant Secretary  
Communications and Information National Telecommunications and Information  
U.S. Department of Commerce / NTIA  
1401 Constitution Avenue, N.W.  
Washington, DC 20230

Dear Assistant Secretary Strickling,

It gives me great pleasure to extend my earnest support for EdLab Group's Communities Connect Network application to the National Telecommunications and Information Agency for funding for Public Computing Centers under the Broadband Technology Opportunities Program.

EdLab Group has a proven track record of deploying innovative programs that leverage information and communication technology to benefit vulnerable communities in Washington State. The public computing centers in our state are critical for people who need access to the Internet and training on how to use technology to support basic needs and job preparation skills.

Without BTOP funding, a large number of residents will remain on the wrong side of the digital divide, resulting in lower economic opportunities and disenfranchisement from the political process. With NTIA support, the proposed Communities Connect Network project will provide critical broadband access, technology training, job preparation support, and access to public safety and justice resources for our most disadvantaged residents.

Thank you for taking the time to consider my recommendation for EdLab Group, and enabling NTIA to achieve the American Recovery and Reinvestment Act's goals of spurring job creation and stimulating long-term growth.

Sincerely,

Jerome Delvin  
Senator  
8<sup>th</sup> Legislative District





**Olympia Office:**  
305 John A. Cherberg Building  
PO Box 40410  
Olympia, WA 98504-0410

## Washington State Senate

**Senator Mary Margaret Haugen**

10th Legislative District  
<http://www.sdc.wa.gov/haugen.htm>

Phone: (360) 786-7618  
FAX: (360) 786-1387  
e-mail: [haugen.marymargaret@leg.wa.gov](mailto:haugen.marymargaret@leg.wa.gov)

March 10, 2010

Honorable Lawrence E. Strickling  
Assistant Secretary for Communications and Information, NTIA  
1401 Constitution Avenue NW  
Washington, DC 20230

Dear Mr. Strickling:

I am writing to express my support for La Conner Regional Library's request for an ARRA Broadband Stimulus grant for Public Computing Centers, in partnership with the Community Connects Network proposal.

Their request for \$4,000 to upgrade their mobile computer lab is a critical need in La Conner. This grant money would provide valuable education and services to this rural district. The La Conner Regional Library District currently has ten laptops that they use to teach free computer classes in the community for those who need them. While the library does not have a meeting room in their own small facility to conduct these classes, it is clear that there is a large need within the community for these services. There was a 30 person wait list for just one of their classes last year.

As you know, job creation is an important endeavor in these difficult economic times and the computer skills that these classes provide are crucial for our citizens' ability to apply for jobs. In today's digital age, computer knowledge is not only a valuable career tool, but also a necessary skill for numerous other things such as connecting with family or applying for unemployment.

Please join me in supporting this funding for La Conner Regional Library. The grant money would give their instructor additional training to make the classes more effective, upgrade the software to the 2007 versions of Microsoft Office and provide two mobile broadband hotspots with two years of service so that they can include internet training along with basic computer classes. Friends of La Conner have committed to supply the needed 30% match for the library.

Thank you for your contribution to improving our Washington communities. These classes have a very positive impact on the citizens of La Conner and our state as a whole. Please feel free to contact me if you have any further questions.

Sincerely,

Mary Margaret Haugen  
State Senator, 10<sup>th</sup> Legislative District



## Washington State Senate

**Olympia Address:**  
PO Box 40414  
Olympia, WA 98504-0414  
E-mail: king.curtis@leg.wa.gov

**Senator Curtis King**  
14th Legislative District

**Telephone:**  
(360) 786-7626  
FAX: (360) 786-1999  
Toll-Free: 1-800-562-6000

March 13, 2010

The Honorable Lawrence E. Strickling  
Assistant Secretary for Communication and Information  
National Telecommunication and Information Agency  
U.S. Department of Commerce/NTIA  
Herbert C. Hoover Building  
1401 Constitution Avenue, N.W.  
Washington, DC 20230

Dear Assistant Secretary Strickling:

Job creation and long-term growth are of paramount importance in the current economic climate, and EdLab Group's Communities Connect Network is an organization that has successfully proven its commitment to these goals. This is why it is an honor for me to support their application to the National Telecommunication and Information Agency for funding for Public Computing Centers under the Broadband Technology Opportunities Program.

Access to computers is not only essential for job-hunting endeavors, but it is quickly becoming imperative to everyday living as computers continue to permeate our society. Without proper training and continuous access to computers and the internet, various demographics of our state are at risk of being left behind as the computer age overtakes us. EdLab Group is an organization who recognizes this need, and has made valuable strides to make computer access and understanding available for all.

This organization ensures economic stimulus by creating a knowledgeable and adaptable workforce and by giving potential employers and employees an avenue through which to find each other. It is because of all of this that I unhesitatingly support funding for the EdLab Group.

Sincerely,

A handwritten signature in black ink, appearing to read "Curtis King".

Senator Curtis King



**Olympia Address:**  
235 John A. Cherberg Building  
PO Box 40425  
Olympia, WA 98504-0425  
(360) 786-7648  
FAX: (360) 786-1999  
e-mail: kastama\_ja@leg.wa.gov

## Washington State Senate

**Senator Jim Kastama**  
25th Legislative District

**District Address:**  
107 West Stewart Ave., Suite E  
Puyallup, WA 98371  
(253) 840-4701

Toll-Free Hotline: 1-800-562-6000  
TTY: 1-800-635-9993

March 10, 2010

The Honorable Lawrence E. Strickling  
Assistant Secretary for Communications and Information  
National Telecommunications and Information Agency  
Herbert C. Hoover Building (HCHB)  
U.S. Department of Commerce / NTIA  
1401 Constitution Avenue, N.W.  
Washington, DC 20230

Dear Assistant Secretary Strickling,


Please accept this letter of support for EdLab Group's Communities Connect Network application to the National Telecommunications and Information Agency (NTIA) for funding for Public Computing Centers under the Broadband Technology Opportunities Program.

EdLab Group has a proven track record of deploying innovative programs that leverage information and communication technology to benefit vulnerable communities in Washington State. The public computing centers in our state are critical for people who need access to the Internet and training on how to use technology to support basic needs and job preparation skills. Without BTOP funding, a large number of residents will remain on the wrong side of the digital divide, resulting in lower economic opportunities and disenfranchisement from the political process. With NTIA support, the proposed Communities Connect Network project will provide critical broadband access, technology training, job preparation support, and access to public safety and justice resources for our most disadvantaged residents.

The benefit to awarding this grant to the community of Puyallup is better and continued access for the job seeker in the use of technology. The Puyallup Public Library teaches a variety of computer classes to the public and needs to augment their lab and staff to manage the additional workload. With unemployment being 9.3% in Pierce County, our citizens need the kinds of services offered as part of this grant.

Thank you for taking the time to consider my strong recommendation for EdLab Group in enabling NTIA to achieve the American Recovery and Reinvestment Act's goals of spurring job creation and stimulating long-term growth.

Sincerely,



Senator Jim Kastama  
25<sup>th</sup> Legislative District  
State of Washington



## Washington State Senate

**Olympia Office:**  
230 John A. Cherberg Building  
PO Box 40434  
Olympia, WA 98504-0434

**Senator Joe McDermott**  
**Majority Assistant Floor Leader**  
34th Legislative District

Phone: (360) 786-7667  
FAX: (360) 786-1999  
Toll-Free: 1-800-562-6000  
E-mail: mcdermott.joe@leg.wa.gov

March 8, 2010

The Honorable Lawrence E. Strickling  
Assistant Secretary for Communications and Information  
National Telecommunications and Information Agency  
Herbert C. Hoover Building (HCHB), U.S. Department of Commerce / NTIA  
1401 Constitution Avenue, N.W.  
Washington, DC 20230

RE: New Futures

Dear Assistant Secretary Strickling,

I am happy to express my strong support for New Futures' Communities Connect Network application to the National Telecommunications and Information Agency for funding for Public Computing Centers under the Broadband Technology Opportunities Program.

New Futures has a strong track record of deploying innovative programs that leverage information and communication technology to benefit vulnerable communities in Washington State. The public computing centers in our state are critical for people who need access to the Internet and training on how to use technology to support basic needs and job preparation skills. Without BTOP funding, a large number of residents will remain on the wrong side of the digital divide, resulting in lower economic opportunities and disenfranchisement from the political process. With NTIA support, the proposed Communities Connect Network project will provide critical broadband access, technology training, job preparation support, and access to public safety and justice resources for our most disadvantaged residents.

In my King County legislative district, New Futures has done a remarkable job of partnering with families in low-income apartment complexes to provide learning centers that include after-school and summer programs for children and youth, early childhood education, parent engagement, and advocacy for families in need of social service, health care, help with language barriers and community building. I have personally spoken to children and families who have been touched in very positive ways by the work done by the dedicated folks at New Futures.

Thank you for considering the New Futures Communities Connect Network grant application for Public Computing Centers. Again, I offer my strong support of their mission and their excellent work in carrying it out.

Sincerely,

A handwritten signature in blue ink that reads "Joe McDermott".

Joe McDermott  
Senator



## Washington State Senate

223 John A. Cherberg Building  
P.O. Box 40437  
Olympia, WA 98504-0437  
Kline.Adam@leg.wa.gov

**Senator Adam Kline**  
37<sup>th</sup> Legislative District

360-786-7688  
TTY: 1-800-635-9993  
FAX: 360-786-1446  
Toll-free hotline: 1-800-562-6000

March 10, 2010

The Honorable Lawrence E. Strickling  
Assistant Secretary for Communications and Information  
National Telecommunications and Information Agency  
Herbert C. Hoover Building (HCHB)  
U.S. Department of Commerce / NTIA  
1401 Constitution Avenue, N.W.  
Washington, DC 20230

Dear Assistant Secretary Strickling,

I am honored to tell you of my strong support of EdLab Group's Communities Connect Network application to the National Telecommunications and Information Agency for funding for Public Computing Centers under the Broadband Technology Opportunities Program.

EdLab Group has a proven track record of implementing innovative and effective programs that leverage information and communication technology to benefit vulnerable communities in Washington State. The public computing centers in our state are critical for people who need access to the Internet and training on how to use technology to support basic needs and job preparation skills.

Without BTOP funding, a large number of residents will remain on the wrong side of the digital divide, resulting in lower economic opportunities and disenfranchisement from the political process. With NTIA support, the proposed Communities Connect Network project will provide critical broadband access, technology training, job preparation support, and access to public safety and justice resources for our most disadvantaged residents.

Thank you for taking the time to consider my wholehearted recommendation for EdLab Group's proposal to enable NTIA to achieve the American Recovery and Reinvestment Act's goals of spurring job creation and stimulating long-term growth.

Yours truly,

Senator Adam Kline  
37<sup>th</sup> Legislative District



# Washington State Senate

**Olympia Office:**  
402 Legislative Building  
PO Box 40440  
Olympia, WA 98504-0440  
**Phone:** (360) 786-7678  
**FAX:** (360) 786-1999

**Senator Kevin Ranker**  
**40<sup>th</sup> Legislative District**

**District Office:**  
904 6<sup>th</sup> Street  
PO Box 547  
Anacortes, WA 98221  
**Phone:** (360) 899-5638  
**E-mail:** ranker.kevin@leg.wa.gov

March 9, 2010

The Honorable Lawrence E. Strickling  
Assistant Secretary, Communications and Information  
Administrator, National Telecommunications Information Agency  
Herbert C. Hoover Building (HCHB)  
U.S. Department of Commerce / NTIA  
1401 Constitution Avenue, N.W.  
Washington, DC 20230

Dear Assistant Secretary Strickling,

I respectfully submit my support for EdLab Group's Communities Connect Network application to the National Telecommunications and Information Agency (NTIA) for funding for Public Computing Centers under the Broadband Technology Opportunities Program (BTOP).

EdLab Group has a proven track record of deploying innovative programs that leverage information and communication technology to benefit vulnerable communities in Washington State. The public computing centers in our state are critical for people who need access to the Internet and training on how to use technology to support basic needs and job preparation skills. Without BTOP funding, a large number of residents will remain on the wrong side of the digital divide, resulting in lower economic opportunities and disenfranchisement from the political process. With NTIA support, the proposed Communities Connect Network project will provide critical broadband access, technology training, job preparation support, and access to public safety and justice resources for our most disadvantaged residents.

Thank you for the opportunity to offer my support of EdLab Group in enabling NTIA to achieve the American Recovery and Reinvestment Act's goals of spurring job creation and stimulating long-term growth.

Sincerely,

Kevin Ranker



## Washington State Senate

**Olympia Address:**  
PO Box 40441  
Olympia, WA 98504-0441  
Phone: (360) 786-7641

**Senator Randy Gordon**  
41 Legislative District

FAX: (360) 786-1323  
Toll-Free: 1-800-562-6000  
Gordon.Randy@leg.wa.gov

March 11, 2010

The Honorable Lawrence E. Strickling  
Assistant Secretary for Communications and Information  
National Telecommunications and Information Agency  
Herbert C. Hoover Building (HCHB)  
U.S. Department of Commerce / NTIA  
1401 Constitution Avenue, N.W.  
Washington, DC 20230

Dear Assistant Secretary Strickling,

It gives me great pleasure to extend my earnest support for EdLab Group's Communities Connect Network application to the National Telecommunications and Information Agency for funding for Public Computing Centers under the Broadband Technology Opportunities Program.

EdLab Group has a proven track record of deploying innovative programs that leverage information and communication technology to benefit vulnerable communities in Washington State. The public computing centers in our state are critical for people who need access to the Internet and training on how to use technology to support basic needs and job preparation skills. Without BTOP funding, a large number of residents will remain on the wrong side of the digital divide, resulting in lower economic opportunities and disenfranchisement from the political process. With NTIA support, the proposed Communities Connect Network project will provide critical broadband access, technology training, job preparation support, and access to public safety and justice resources for our most disadvantaged residents.

Thank you for taking the time to consider my strong recommendation for EdLab Group in enabling NTIA to achieve the American Recovery and Reinvestment Act's goals of spurring job creation and stimulating long-term growth.

Sincerely,

A handwritten signature in cursive script that reads "Randy Gordon".

Randy Gordon  
State Senator  
41st Legislative District



March 3, 2010

The Honorable Lawrence E. Strickling  
Assistant Secretary for Communications and Information  
National Telecommunications and Information Agency  
Herbert C. Hoover Building (HCHB)  
U.S. Department of Commerce / NTIA  
1401 Constitution Avenue, N.W.  
Washington, DC 20230

Re: Support for Helping Link's partnership application/BTOP

Dear Assistant Secretary Strickling,

I would like to extend my support for EdLab Group's Communities Connect Network application to the National Telecommunications and Information Agency for funding for Public Computing Centers under the Broadband Technology Opportunities Program. Included as a partner in this proposal is the organization known as Helping Link, which has an effective track record serving the Southeast Asian population of our area. Helping Link is providing an in-kind match of over \$86,000 to help bring technology opportunities to our area through this proposal.

The public computing centers in our state are critical for people who need access to the Internet and training on how to use technology to support basic needs and job preparation skills. Without BTOP funding, a large number of residents will remain on the wrong side of the digital divide, especially within the minority and low-income populations that groups such as Helping Link serve. This can result in lower economic opportunities and disenfranchisement from the political process. With NTIA support, the proposed Communities Connect Network project will provide critical broadband access, technology training, job preparation support, and access to public safety and justice resources for our most disadvantaged residents.

Thank you for taking the time to consider my strong recommendation for EdLab Group in enabling NTIA to achieve the American Recovery and Reinvestment Act's goals of spurring job creation and stimulating long-term growth.

Sincerely,

A handwritten signature in black ink that reads "Bob Hasegawa".





STATE REPRESENTATIVE  
33<sup>rd</sup> DISTRICT  
DAVE UPTHEGROVE

State of  
Washington  
House of  
Representatives



ECOLOGY & PARKS  
CHAIR  
TRANSPORTATION  
LOCAL GOVERNMENT  
& HOUSING

March 8, 2010

The Honorable Lawrence E. Strickling  
Assistant Secretary for Communications and Information  
National Telecommunications and Information Agency  
Herbert C. Hoover Building (HCHB)  
U.S. Department of Commerce / NTIA  
1401 Constitution Avenue, N.W.  
Washington, DC 20230

Dear Assistant Secretary Strickling,

I strongly support the application by EdLab Group's Communities Connect Network for funding for Public Computing Centers under the Broadband Technology Opportunities Program (BTOP).

I represent part of King County, just South of Seattle. Our communities are some of the most needy in terms of social and health services, and are comparatively underserved in relation to other parts of the county. With BTOP funding, the proposed Communities Connect Network project will provide critical broadband access, technology training, job preparation support, and access to public safety and justice resources for our most disadvantaged residents. Without this funding, a large number of residents will remain on the wrong side of the digital divide, resulting in lower economic opportunities and disenfranchisement from the political process.

I believe this project achieves the American Recovery and Reinvestment Act's goals of spurring job creation and stimulating long-term growth. I hope that you agree and approve funding for EdLab's Public Computing Centers.

Sincerely,

Dave Uptegrove  
State Representative  
33<sup>rd</sup> District



State of  
Washington  
House of  
Representatives



March 10, 2010

The Honorable Lawrence E. Strickling  
Assistant Secretary for Communications and Information  
National Telecommunications and Information Agency  
Herbert C. Hoover Building (HCHB)  
U.S. Department of Commerce / NTIA  
1401 Constitution Avenue N.W.  
Washington, DC 20230

Dear Assistant Secretary Strickling:

I am writing in support of EdLab Group's Communities Connect Network application to the National Telecommunications and Information Agency (NTIA) for funding for Public Computing Centers under the Broadband Technology Opportunities Program. The YMCA of Greater Seattle is part of an American Recovery and Reinvestment Act Broadband Stimulus grant for Public Computing Centers and will use the funds to expand Broadband Adoption programs to a YMCA in my district.

EdLab Group has a proven track record of deploying innovative programs that leverage information and communication technology to benefit vulnerable communities in Washington State. The public computing centers in our state are critical for people who need access to the Internet and training on how to use technology to support basic needs and job preparation skills. Without Broadband Technology Opportunities Program funding, a large number of residents will remain on the wrong side of the digital divide, resulting in lower economic opportunities and disenfranchisement from the political process. With NTIA support, the proposed Communities Connect Network project will provide critical broadband access, technology training, job preparation support, and access to public safety and justice resources for our most disadvantaged residents.

Thank you for taking the time to consider my recommendation for EdLab Group in enabling the NTIA to achieve the American Recovery and Reinvestment Act's goals of spurring job creation and stimulating long-term growth.

Sincerely,

Representative Tina L. Orwall, M.S.W.





March 4, 2010

The Honorable Lawrence E. Strickling  
Assistant Secretary for Communications and Information  
National Telecommunications and Information Agency  
Herbert C. Hoover Building (HCHB)  
U.S. Department of Commerce / NTIA  
1401 Constitution Avenue, N.W.  
Washington, DC 20230

Dear Assistant Secretary Strickling,

It gives me great pleasure to extend my earnest support for EdLab Group's Communities Connect Network application to the National Telecommunications and Information Agency for funding for Public Computing Centers under the Broadband Technology Opportunities Program.

EdLab Group has a proven track record of deploying innovative programs that leverage information and communication technology to benefit vulnerable communities in Washington State. The public computing centers in our state are critical for people who need access to the Internet and training on how to use technology to support basic needs and job preparation skills. Without BTOP funding, a large number of residents will remain on the wrong side of the digital divide, resulting in lower economic opportunities and disenfranchisement from the political process. With NTIA support, the proposed Communities Connect Network project will provide critical broadband access, technology training, job preparation support, and access to public safety and justice resources for our most disadvantaged residents .

Thank you for taking the time to consider my strong recommendation for EdLab Group in enabling NTIA to achieve the American Recovery and Reinvestment Act's goals of spurring job creation and stimulating long-term growth.

Sincerely,

Judy Clibborn  
State Representative

STATE REPRESENTATIVE  
41<sup>ST</sup> DISTRICT  
MARCIE MAXWELL

State of  
Washington  
House of  
Representatives

EDUCATION  
COMMUNITY & ECONOMIC  
DEVELOPMENT & TRADE  
CAPITAL BUDGET



March 10, 2010

The Honorable Lawrence E. Strickling  
Assistant Secretary for Communications and Information  
National Telecommunications and Information Agency  
Herbert C. Hoover Building (HCHB)  
U.S. Department of Commerce / NTIA  
1401 Constitution Avenue, N.W.  
Washington, DC 20230

Dear Assistant Secretary Strickling,

It gives me great pleasure to extend my earnest support for EdLab Group's Communities Connect Network application to the National Telecommunications and Information Agency for funding for Public Computing Centers under the Broadband Technology Opportunities Program.

EdLab Group has a proven track record of deploying innovative programs that leverage information and communication technology to benefit vulnerable communities in Washington State. The public computing centers in our state are critical for people who need access to the Internet and training on how to use technology to support basic needs and job preparation skills. Without BTOP funding, a large number of residents will remain on the wrong side of the digital divide, resulting in lower economic opportunities and disenfranchisement from the political process. With NTIA support, the proposed Communities Connect Network project will provide critical broadband access, technology training, job preparation support, and access to public safety and justice resources for our most disadvantaged residents.

Thank you for taking the time to consider my strong recommendation for EdLab Group in enabling NTIA to achieve the American Recovery and Reinvestment Act's goals of spurring job creation and stimulating long-term growth.

Sincerely,

Representative Marcie Maxwell  
41<sup>ST</sup> District – Bellevue, Issaquah, Mercer Island, Newcastle, Renton





March 8, 2010

The Honorable Lawrence E. Strickling  
Assistant Secretary for Communications and Information  
National Telecommunications and Information Agency  
Herbert C. Hoover Building (HCHB)  
U.S. Department of Commerce / NTIA  
1401 Constitution Avenue, N.W.  
Washington, DC 20230

Dear Assistant Secretary Strickling,

I write to support EdLab Group's Communities Connect Network application to the National Telecommunications and Information Agency (NTIA) for funding for Public Computing Centers under the Broadband Technology Opportunities Program (BTOP).

EdLab Group has a proven record of deploying innovative programs that leverage information and communication technology to benefit vulnerable communities in Washington State. The public computing centers in our state are critical for people who need access to the Internet and training on how to use technology to support basic needs and job preparation skills. Without BTOP funding, a large number of residents will remain on the wrong side of the digital divide, resulting in lower economic opportunities and disenfranchisement from the political process. With NTIA support, the proposed Communities Connect Network project will provide critical broadband access, technology training, job preparation support, and access to public safety and justice resources for our most disadvantaged residents .

Thank you for taking the time to consider my support of EdLab Group in enabling NTIA to achieve the American Recovery and Reinvestment Act's goals of spurring job creation and stimulating long-term growth.

Sincerely,

A handwritten signature in cursive script that reads "Jamie Pedersen".

Jamie Pedersen  
State Representative



State of  
Washington  
House of  
Representatives



March 6, 2010

The Honorable Lawrence E. Strickling  
Assistant Secretary for Communications and Information  
National Telecommunications and Information Agency  
Herbert C. Hoover Building (HCHB)  
U.S. Department of Commerce / NTIA  
1401 Constitution Avenue, N.W.  
Washington, DC 20230

Dear Assistant Secretary Strickling,

It gives us great pleasure to extend our unequivocal support for EdLab Group's Communities Connect Network application to the National Telecommunications and Information Agency (NTIA) for funding for Public Computing Centers under the Broadband Technology Opportunities Program (BTOP).

EdLab Group has a proven track record of deploying innovative programs that leverage information and communication technology to benefit vulnerable communities in Washington State. The public computing centers in our state are critical for people who need access to the Internet and training on how to use technology to support basic needs and job preparation skills. Without BTOP funding, a large number of residents will remain on the wrong side of the digital divide, resulting in lower economic opportunities and disenfranchisement from the political process. With NTIA support, the proposed Communities Connect Network project will provide critical broadband access, technology training, job preparation support, and access to public safety and justice resources for our most disadvantaged residents.

Thank you for taking the time to consider our strong recommendation for EdLab Group in enabling NTIA to achieve the American Recovery and Reinvestment Act's goals of spurring job creation and stimulating long-term growth.

Sincerely,

Handwritten signature of Sharon Tomiko Santos in blue ink.

Sharon Tomiko Santos  
State Representative, 37<sup>th</sup> District

Handwritten signature of Bob Hasegawa in blue ink.

Bob Hasegawa  
State Representative, 11<sup>th</sup> District

Handwritten signature of Eric Pettigrew in blue ink.

Eric Pettigrew  
State Representative, 37<sup>th</sup> District