

2009 Financial Statement for the City of Milwaukee
3/11/2010

The 2009 financial statements and schedules are not available at this time. The City of Milwaukee's fiscal year ends December, 31st and the City is in the process of closing the books for 2009. A number of accrual and adjusting entries still need to be recorded before financial statements are prepared and audited. The audited 2009 annual financial statements and supporting schedules will be available by July 31, 2010.

ADETOUN OMOLE

WORK EXPERIENCE

Housing Authority of the City Of Milwaukee

November 2004 to date

Neighborhood Networks Coordinator

- Wireless networks design, implementation, installation, support and administration.
- Develop and ensure network policies and procedures to maximize the integrity and security of network data, systems and hardware.
- Troubleshoot and resolve hardware/software problems to ensure continual operation, availability and accessibility to the Wireless Network in Neighborhood networks Centers.
- Develop programming for five Neighborhood Network Centers and coordinate staffing.
- Recruit, select and coordinate volunteers to assist with neighborhood network activities.
- Train users in computer applications, such as Microsoft Office, email and internet.
- Mentoring and instructing users at all levels of expertise on all aspects of computers.

Business Interactive Group. Brooklyn, NY

July 2002 - Oct 2003

Consultant, Network & Systems Administration

- Technical Support
- Prioritize and resolve desktop mobile computing and network problems.
- Identify and monitor critical system resources to avoid potential system downtime.
- Communicate cause and resolution of problems to management
- Maintain network security, patches, virus definitions and file blocking
- Provide network and applications administrative functions

SIOtel Limited ISP/VSAT, Lagos, Nigeria

Head, Technical Support

April 2001- June 2002

Systems Analyst

April 2000-April 2001

- Led and Managed a 25 member Technical Support Team for a licensed Internet Service and VSAT provider offering wireless and fiber optics technologies.
- Recruiting and Training of Technical Support Team.
- Co-authored technical/network support feedback software. (Baron)
- Introduced 24/7 Technical Support that has reduced customers waiting time for support and brought about an increase in clientele.
- Design and support of VSAT and VPN Services
- VSAT AND VPN Project Management


Paula Kiely is the Milwaukee Public Library Director. Appointed by Mayor Tom Barrett in September 2006, she is the 11th director in the library's 130 year history. Kiely began her library career in 1993 at the Brookfield (WI) Public Library, where she was a children's librarian. She joined the Milwaukee Public Library in 1995 and has served as children's and young adult librarian (1995-98), Children's Services Coordinator (1998-2000) and Deputy City Librarian/Central Library Director (2000-06). A Milwaukee native, Kiely graduated from Bay View High School and earned her Bachelor of Fine Arts and Master of Library and Information Studies from the University of Wisconsin Milwaukee. She was honored in 2002 as a UWM Graduate of the Decade. During her tenure at MPL, she developed the award winning Books2Go initiative, which fosters reading readiness skills in preschool children through outreach efforts to day care providers in low-income Milwaukee neighborhoods. She also established the Teen Advisory Board to help improve library services to teens through their active participation. Kiely's partnership with UWM helped bring StoryCorp®, the national oral history project, to Milwaukee's Central Library in 2007. Since serving as director, the library has seen increased visits and circulation, growth in the attendance of computer, literary, cultural, and children's programs. She has also led a system wide facilities planning process and engaged the community to help envision library services for the 21st Century. Kiely has served on state wide committees, most notably the Library Services and Technology Act advisory committee that recommends the expenditure of federal funds for library service to the Superintendent of the Department of Public Instruction. Kiely is a member of the American Library Association, the Public Library Association, the Wisconsin Library Association, Beta Phi Mu, Downtown Rotary, and Professional Dimensions. Kiely and her husband live in Milwaukee's Washington Heights neighborhood.

Nancy Olson was appointed Chief Information Officer for the City of Milwaukee by Mayor Tom Barrett in May, 2008 after 25 years experience in both the public and private sectors. As CIO, she is charged with advancing the Mayor's agenda by serving in the Mayor's Cabinet and several executive initiatives including the Mayor's Unified Call Center, Accountability in Management (AIM), and the Citywide Information Management Committee. Nancy is an accomplished author with three books to her credit including "*Inside MicroStation 5*".

In 2001 Nancy was the technical management representative for the National Institute of Justice Project COMPASS (Community Mapping, Planning and Analysis for Safety Strategies). The idea behind COMPASS is quite simple: a community can collaborate better, if it has a better picture of how problems and opportunities are really interrelated. Basically, shared data is integral to good collaboration and problem-solving.

COMPASS (Community, Mapping, Planning, and Analysis for Safety Strategies) is a data driven approach for enhancing community safety through collaborative, proactive problem solving. Its key components are collaboration among local agencies and community interests; creation of a comprehensive data infrastructure containing crime, demographic, and other neighborhood level information; and strategic analysis of the data. This presentation reviews foundation-building activities, system design, and analytic contributions to date toward public safety problem-solving at Milwaukee's COMPASS site.

Common Council President



15th District Alderman

Willie L. Hines, Jr.
City of Milwaukee Common Council

March 8, 2010

Dear Sir or Madame:

Without the necessary computer skills, it is clear that many Milwaukee residents will find impediments to employment. With this in mind, I fully endorse the Public Computer Centers request from the City of Milwaukee, the United Community Center, Lapham Park and Hillside Public Housing units, as well as other partners.

To develop the high-tech skills needed in today's world, one must have access to both a computer and to proper instruction. If adequately funded, this project will fulfill both of these requirements at community hubs that serve Milwaukee residents with the greatest needs.

Public libraries currently offer limited computer-related services, but are limited in their ability to serve based on available funds and equipment. This new program would more than double the number of computers available at the Center Street Library and Washington Park Library, both of which are in the 15th Aldermanic District that I represent, thereby also doubling the number of people who can be served. In addition, funding would allow the hiring of a designated trainer to provide both formal and informal training on a daily basis.

If Milwaukee is to succeed and thrive in the 21st Century, our students must be prepared to compete in a global economy. The same is true of their parents. The Public Computer Centers program will help close the gap we now see and help to support ongoing City of Milwaukee efforts to cultivate a knowledgeable and able workforce.

I ask that you prioritize this project for funding and look forward to your favorable response.

Sincerely,

A handwritten signature in black ink, appearing to read 'W. L. Hines, Jr.' with a stylized flourish at the end.

Willie L. Hines
President of the Common Council
Alderman for the 15th Aldermanic District

Bruce Gay

Objective	Work in an urban public library system.		
Experience	2003–current	Milwaukee Public Library	Milwaukee, WI
	Technical Services Manager		
	<ul style="list-style-type: none">▪ Manage annual E-rate applications of up to \$2 million per year..▪ Manage staff of more than 30.▪ Introduced wireless access in 2003.▪ Lowered material processing time from more than one month per item to nine days.		
	2001-2003	Milwaukee Public Library	Milwaukee, WI
	Library Branch Manager		
	<ul style="list-style-type: none">▪ Managed Forest Home Library.▪ Managed staff of ten.▪ Directly served public with reference assistance, computer assistance, and other.		
	1997-2001	Milwaukee Public Library	Milwaukee, WI
	Librarian		
	<ul style="list-style-type: none">▪ Worked at Central and Zablocki Libraries.▪ Directly served public at various reference desks in Central Library.▪ Purchased library materials in several areas, including religion, maps, and general non-fiction.▪ Weeded library collections.		
	1997	Watertown Public Library	Watertown, WI
	Librarian		
	<ul style="list-style-type: none">▪ Served public at library reference desks.▪ Purchased all adult materials for library.▪ Managed computer system.		
Education	1997	University of Wisconsin-Milwaukee	Milwaukee, WI
	<ul style="list-style-type: none">▪ M.L.I.S., Masters in Library and Information Science.		
	1989	Washington University/St. Louis	St. Louis, MO
	<ul style="list-style-type: none">▪ M.A.T. Master of Arts in Teaching.		
	1986	DePauw University	Greencastle, IN
	<ul style="list-style-type: none">▪ B.A. Bachelor of Arts		

COMMITTEE ASSIGNMENTS

VICE CHAIR
Licenses Committee

MEMBER
Finance & Personnel Committee



MILELE A. COGGS
6th District Alderwoman

March 9, 2010

Dear Grants Committee,

I enthusiastically support the City of Milwaukee's application for a Broadband Technology Opportunities Program grant to fund Public Computer Centers in low-income areas throughout Milwaukee and hope you will do the same.

As Alderwoman of the 6th District and a Trustee of the Milwaukee Public Library I know that the public library plays an important role in the lives of my constituents. The Library provides a safe haven for school children, resources for homework, books for information and pleasure, and computers for Internet access and other needs.

Many of the residents in my district can not afford to purchase their own computers or Internet service and rely on the Martin Luther King Jr. branch library for their computing needs. They also rely on the Library for free computer classes so they can write resumes, effectively search for jobs, and apply for those jobs online. And while the local public library has 21 computers, they are almost always in use and are not sufficient to meet the needs of the community.


The Public Computer Centers project would supplement this equipment with an additional 40 computers and support a staff position that would provide one-on-one and group training. This additional equipment will allow the Library to serve many more people.


Thank you for considering this request to bring much needed computer resources to Milwaukee.

Peace, Love, & Justice,

A handwritten signature in cursive script that reads "Milele A. Coggs".

Milele A. Coggs, J.D.
6th District Alderwoman
City of Milwaukee





JAMES N. WITKOWIAK
ALDERMAN, 12TH DISTRICT

March 9, 2010

To Whom It May Concern:


I am writing in support of the City of Milwaukee's application for a Broadband Technology Opportunities Program Grant to fund Public Computer Centers. This grant would greatly expand computer access and instruction in areas of Milwaukee currently lacking in these resources. One of these areas is my district, which is located on the city's near south side.

The district includes the Forest Home Branch Library, which currently has 22 Internet computers available to the public. These computers must serve the nearly 75,000 people who live in the area, 34.6% of whom are children 17 years old or younger. This community has the highest density of children of any other area of our city and illustrates the great need for access to services. An ethnically and racially diverse area, the library serves Hispanics, African-Americans, Polish-Americans, Native-American and Hmong families, among others. Funding from this grant will be used to purchase 40 laptop computers and to hire a full time employee to provide training in English and Spanish.

Another partner in this project, The United Community Center (Centro de la Comunidad Unida), is also in my district and like the library, serves a large Spanish-speaking community. The UCC is in the process of building the Olga Center, which is a facility for senior citizens. The center is a cooperative effort between El Centro and the Housing Authority of the City of Milwaukee, also a partner in this grant. The Olga Center will provide both resident and neighborhood access to computers and the broadband.

I believe the organizations and individuals involved in this project have the skills, abilities, knowledge, and passion required for its successful implementation. I fully support their goals and respectfully ask for your support.

Sincerely,


Jim Witkowiak
12th District Alderman

CITY OF MILWAUKEE
BALANCE SHEET
GOVERNMENTAL FUNDS
DECEMBER 31, 2008
(Thousands of Dollars)

Exhibit A-1

	General
ASSETS	
Assets:	
Cash and cash equivalents	\$ 74,671
Investments	173
Receivables (net):	
Taxes	128,946
Accounts	17,764
Unbilled accounts	1,135
Special assessments	-
Notes and loans	70
Accrued interest	490
Due from other funds	58,576
Due from component units	1,018
Due from other governmental agencies	4,753
Advances to other funds	13,367
Inventory of materials and supplies	7,222
Inventory of property for resale	26
Prepaid items	354
Total Assets	<u>\$ 308,565</u>
LIABILITIES AND FUND BALANCES	
Liabilities:	
Accounts payable	\$ 27,539
Accrued expenses	32,477
Due to other funds	1,438
Due to component units	1
Due to other governmental agencies	-
Deferred revenue	174,103
Revenue anticipation notes payable	-
Advances from other funds	-
Total Liabilities	<u>235,558</u>
Fund Balances:	
Reserved for debt service	-
Reserved for delinquent taxes receivable	-
Reserved for economic development	-
Reserved for encumbrances, prepaids, and carryovers	22,865
Reserved for inventory	7,248
Reserved for mortgage trust	173
Reserved for environmental remediation	303
Reserved for tax stabilization - 2009	22,379
Reserved for tax stabilization - 2010 and subsequent years' budgets and advances to other funds	20,039
Unreserved:	
Undesignated	-
Special assessment (deficit)	-
Total Fund Balances	<u>73,007</u>
Total Liabilities and Fund Balances	<u>\$ 308,565</u>

The notes to the financial statements are an integral part of this statement.

General Obligation Debt Service	Public Debt Amortization	Capital Projects	Nonmajor Governmental Funds	Total
\$ 112,942	\$ 33,849	\$ 7,058	\$ 15,523	\$ 244,043
-	5,953	-	-	6,126
55,576	-	3,826	10,215	198,563
-	-	595	386	18,745
-	-	-	-	1,135
-	-	14,216	-	14,216
13,855	20,005	-	19,770	53,700
74	42	-	-	606
-	-	-	-	58,576
16,889	-	457	70	18,434
210,000	-	3,872	11,888	230,513
-	-	-	-	13,367
-	-	297	-	7,519
-	-	-	-	26
-	-	-	-	354
<u>\$ 409,336</u>	<u>\$ 59,849</u>	<u>\$ 30,321</u>	<u>\$ 57,852</u>	<u>\$ 865,923</u>
\$ 7	\$ -	\$ 11,895	\$ 3,972	\$ 43,413
20	-	191	183	32,871
2,840	-	18,987	7,516	30,781
-	-	60	57	118
-	-	-	502	502
125,229	-	23,172	9,514	332,018
210,000	-	-	-	210,000
-	-	13,367	-	13,367
<u>338,096</u>	<u>-</u>	<u>67,672</u>	<u>21,744</u>	<u>663,070</u>
71,240	59,849	-	12,689	143,778
-	-	-	8,213	8,213
-	-	-	737	737
-	-	1,423	-	24,288
-	-	297	-	7,545
-	-	-	-	173
-	-	-	-	303
-	-	-	-	22,379
-	-	-	-	20,039
-	-	(26,913)	14,469	(12,444)
-	-	(12,158)	-	(12,158)
71,240	59,849	(37,351)	36,108	202,853
<u>\$ 409,336</u>	<u>\$ 59,849</u>	<u>\$ 30,321</u>	<u>\$ 57,852</u>	<u>\$ 865,923</u>

CITY OF MILWAUKEE
STATEMENT OF REVENUES, EXPENDITURES AND CHANGES IN FUND BALANCES
GOVERNMENTAL FUNDS
 FOR THE YEAR ENDED DECEMBER 31, 2008
(Thousands of Dollars)

Exhibit A-3

	General
Revenues:	
Property taxes	\$ 141,573
Other taxes	4,839
Special assessments	-
Licenses and permits	12,918
Intergovernmental	271,100
Charges for services	86,410
Fines and forfeits	5,277
Contributions received	21,532
Other	12,864
Total Revenues	<u>556,513</u>
Expenditures:	
Current:	
General government	221,023
Public safety	266,370
Public works	103,149
Health	10,118
Culture and recreation	16,782
Conservation and development	3,456
Capital outlay	-
Debt Service:	
Principal retirement	-
Interest	-
Bond issuance costs	-
Total Expenditures	<u>620,898</u>
Excess (Deficiency) of Revenues over Expenditures	<u>(64,385)</u>
Other Financing Sources (Uses):	
General obligation bonds and notes issued	91,600
Loans receivable activities	-
Issuance premium	-
Transfers in	47,019
Transfers out	<u>(92,080)</u>
Total Other Financing Sources and Uses	<u>46,539</u>
Net Change in Fund Balances	(17,846)
Fund Balances - Beginning	<u>90,853</u>
Fund Balances - Ending	<u>\$ 73,007</u>

The notes to the financial statements are an integral part of this statement.

General Obligation Debt Service	Public Debt Amortization	Capital Projects	Nonmajor Governmental Funds	Total
\$ 74,201	\$ -	\$ 7,206	\$ 4,657	\$ 227,637
20,187	2,720	-	-	27,746
-	-	3,631	-	3,631
-	-	-	-	12,918
1,067	-	7,048	54,130	333,345
1,814	-	-	-	88,224
-	-	-	-	5,277
-	-	-	-	21,532
-	-	-	-	33,563
<u>4,722</u>	<u>4,727</u>	<u>1,916</u>	<u>9,334</u>	<u>33,563</u>
<u>101,991</u>	<u>7,447</u>	<u>19,801</u>	<u>68,121</u>	<u>753,873</u>
296	4	-	3,121	224,444
-	-	-	13,564	279,934
-	-	-	6,047	109,196
-	-	-	10,630	20,748
-	-	-	2,076	18,858
-	-	-	28,340	31,796
-	-	114,825	-	114,825
-	-	-	-	181,102
181,102	-	-	-	33,637
33,637	-	-	-	147
147	-	-	-	-
<u>215,182</u>	<u>4</u>	<u>114,825</u>	<u>63,778</u>	<u>1,014,687</u>
<u>(113,191)</u>	<u>7,443</u>	<u>(95,024)</u>	<u>4,343</u>	<u>(260,814)</u>
-	-	124,693	21,075	237,368
-	-	-	(518)	(518)
3,694	-	-	-	3,694
142,003	11,192	859	-	201,073
<u>(18,044)</u>	<u>(28,981)</u>	<u>(686)</u>	<u>(23,230)</u>	<u>(163,021)</u>
<u>127,653</u>	<u>(17,789)</u>	<u>124,866</u>	<u>(2,673)</u>	<u>278,596</u>
14,462	(10,346)	29,842	1,670	17,782
56,778	70,195	(67,193)	34,438	185,071
<u>\$ 71,240</u>	<u>\$ 59,849</u>	<u>\$ (37,351)</u>	<u>\$ 36,108</u>	<u>\$ 202,853</u>

CITY OF MILWAUKEE
STATEMENT OF NET ASSETS
ENTERPRISE FUNDS
 DECEMBER 31, 2008
(Thousands of Dollars)

Exhibit B-1

	Water Works	Sewer Maintenance	Parking	Nonmajor Enterprise Funds	Total
ASSETS					
Current Assets:					
Cash and cash equivalents	\$ 18,897	\$ -	\$ 21,991	\$ -	\$ 40,888
Restricted cash and cash equivalents	655	1,548	-	-	2,203
Receivables (net):					
Accounts	13,603	12,079	4	12,876	38,562
Unbilled accounts	9,668	2,268	-	2,693	14,629
Accrued interest	34	4	-	-	38
Due from other funds	4,278	537	-	534	5,349
Due from other governmental agencies	-	-	-	1,073	1,073
Inventory of materials and supplies	2,331	-	-	-	2,331
Prepaid items	447	-	-	-	447
Deferred charges	-	422	-	-	422
Other assets	286	-	-	-	286
Total Current Assets	<u>50,199</u>	<u>16,858</u>	<u>21,995</u>	<u>17,176</u>	<u>106,228</u>
Noncurrent assets:					
Restricted cash and cash equivalents	-	8,732	-	-	8,732
Capital assets:					
Capital assets not being depreciated:					
Land	1,936	-	8,440	7,791	18,167
Construction in progress	10,975	46,304	4,687	-	61,966
Capital assets being depreciated:					
Buildings	21,292	-	50,645	13,484	85,421
Infrastructure	331,142	366,635	-	15,556	713,333
Improvements other than buildings	-	-	5,429	2,288	7,717
Machinery and equipment	201,582	4,320	1,645	4,719	212,266
Nonutility property	5,509	-	-	-	5,509
Accumulated depreciation	<u>(188,676)</u>	<u>(106,720)</u>	<u>(32,260)</u>	<u>(21,125)</u>	<u>(348,781)</u>
Net Capital Assets	<u>383,760</u>	<u>310,539</u>	<u>38,586</u>	<u>22,713</u>	<u>755,598</u>
 Total Noncurrent Assets	 <u>383,760</u>	 <u>319,271</u>	 <u>38,586</u>	 <u>22,713</u>	 <u>764,330</u>
 Total Assets	 <u>433,959</u>	 <u>336,129</u>	 <u>60,581</u>	 <u>39,889</u>	 <u>870,558</u>

CITY OF MILWAUKEE
STATEMENT OF NET ASSETS
ENTERPRISE FUNDS
 DECEMBER 31, 2008
 (Thousands of Dollars)

Exhibit B-1 (Continued)

	Water Works	Sewer Maintenance	Parking	Nonmajor Enterprise Funds	Total
LIABILITIES					
Current Liabilities:					
Accounts payable	\$ 3,663	\$ 2,116	\$ 1,309	\$ 9,117	\$ 16,205
Accrued expenses	1,769	676	576	178	3,199
Accrued interest payable	313	-	193	52	558
Compensated absences	1,108	-	-	-	1,108
Due to other funds	7,954	12,880	-	12,310	33,144
Deferred revenue	-	-	51	-	51
General obligation debt payable - current	1,989	268	1,722	508	4,487
Revenue bonds payable - current	915	-	-	-	915
Total Current Liabilities	<u>17,711</u>	<u>15,940</u>	<u>3,851</u>	<u>22,165</u>	<u>59,667</u>
Current Liabilities Payable from Restricted Assets:					
Revenue bonds payable	-	4,740	-	-	4,740
Accrued interest payable	-	469	-	-	469
Total Current Liabilities Payable from Restricted Assets	<u>-</u>	<u>5,209</u>	<u>-</u>	<u>-</u>	<u>5,209</u>
Noncurrent Liabilities:					
General obligation debt	15,455	3,666	9,071	2,750	30,942
Revenue bonds payable	9,400	97,523	-	-	106,923
Other post employment benefits obligation	1,581	580	437	97	2,695
Total Noncurrent Liabilities	<u>26,436</u>	<u>101,769</u>	<u>9,508</u>	<u>2,847</u>	<u>140,560</u>
Total Liabilities	<u>44,147</u>	<u>122,918</u>	<u>13,359</u>	<u>25,012</u>	<u>205,436</u>
Net Assets:					
Invested in capital assets, net of related debt	356,001	203,873	27,793	19,455	607,122
Restricted for Debt Service	655	10,280	-	-	10,935
Unrestricted	33,156	(942)	19,429	(4,578)	47,065
Total Net Assets	<u>\$ 389,812</u>	<u>\$ 213,211</u>	<u>\$ 47,222</u>	<u>\$ 14,877</u>	<u>\$ 665,122</u>

The notes to the financial statements are an integral part of this statement.

CITY OF MILWAUKEE
STATEMENT OF REVENUES, EXPENSES AND CHANGES IN FUND NET ASSETS
ENTERPRISE FUNDS
 FOR THE YEAR ENDED DECEMBER 31, 2008
 (Thousands of Dollars)

Exhibit B-2

	Water Works	Sewer Maintenance	Parking	Nonmajor Enterprise Funds	Total
Operating Revenues:					
Charges for Services:					
Water sales	\$ 59,626	\$ -	\$ -	\$ -	\$ 59,626
Statutory sewer user fee	-	-	-	38,968	38,968
Sewer maintenance fee	-	40,724	-	-	40,724
Rent	-	-	7,842	5,017	12,859
Fire protection service	6,384	-	-	-	6,384
Parking meters	-	-	3,803	-	3,803
Parking permits	-	-	3,014	-	3,014
Vehicle towing	-	-	6,725	-	6,725
Parking forfeitures	-	-	22,223	-	22,223
Other	7,527	-	-	1,111	8,638
Total Operating Revenues	<u>73,537</u>	<u>40,724</u>	<u>43,607</u>	<u>45,096</u>	<u>202,964</u>
Operating Expenses:					
Milwaukee Metropolitan Sewerage District charges ..	-	-	-	35,429	35,429
Employee services	-	8,179	7,437	1,888	17,504
Administrative and general	6,631	-	-	42	6,673
Depreciation	13,117	4,409	2,060	1,219	20,805
Transmission and distribution	19,875	-	-	3,318	23,193
Services, supplies, and materials	-	8,155	15,015	1,051	24,221
Water treatment	13,698	-	-	-	13,698
Water pumping	7,271	-	-	-	7,271
Billing and collection	2,789	-	-	1,333	4,122
Total Operating Expenses	<u>63,381</u>	<u>20,743</u>	<u>24,512</u>	<u>44,280</u>	<u>152,916</u>
Operating Income	<u>10,156</u>	<u>19,981</u>	<u>19,095</u>	<u>816</u>	<u>50,048</u>
Nonoperating Revenues (Expenses):					
Investment income	670	309	-	-	979
Interest expense	(1,181)	(3,424)	(550)	(120)	(5,275)
Gain (Loss) on disposal of fixed assets	-	-	(16)	-	(16)
Other	194	(5,000)	354	(1)	(4,453)
Total Nonoperating Revenues (Expenses)	<u>(317)</u>	<u>(8,115)</u>	<u>(212)</u>	<u>(121)</u>	<u>(8,765)</u>
Income before Contributions and Transfers.....	9,839	11,866	18,883	695	41,283
Capital contributions	900	3,779	-	5,524	10,203
Transfers in	-	-	-	667	667
Transfers out	<u>(8,696)</u>	<u>(9,310)</u>	<u>(18,695)</u>	<u>(2,018)</u>	<u>(38,719)</u>
Change in Net Assets	2,043	6,335	188	4,868	13,434
Total Net Assets - Beginning	<u>387,769</u>	<u>206,876</u>	<u>47,034</u>	<u>10,009</u>	<u>651,688</u>
Total Net Assets - Ending	<u>\$ 389,812</u>	<u>\$ 213,211</u>	<u>\$ 47,222</u>	<u>\$ 14,877</u>	<u>\$ 665,122</u>

The notes to the financial statements are an integral part of this statement.

CITY OF MILWAUKEE
STATEMENT OF CASH FLOWS
ENTERPRISE FUNDS
 FOR THE YEAR ENDED DECEMBER 31, 2008
(Thousands of Dollars)

Exhibit B-3

	Water Works	Sewer Maintenance	Parking	Nonmajor Enterprise Funds	Total
CASH FLOWS FROM OPERATING ACTIVITIES:					
Receipts from customers and users	\$ 73,075	\$ 39,831	\$ 43,771	\$ 41,644	\$ 198,321
Payments to suppliers	(19,611)	(6,801)	(14,999)	(41,178)	(82,589)
Payments to employees	(24,061)	(7,829)	(7,162)	(1,810)	(40,862)
Payments from other funds	-	7,429	-	3,348	10,777
Payments to other funds	(6,610)	-	-	(391)	(7,001)
 Net Cash Provided by Operating Activities.....	 <u>22,793</u>	 <u>32,630</u>	 <u>21,610</u>	 <u>1,613</u>	 <u>78,646</u>
 CASH FLOWS FROM NONCAPITAL FINANCING ACTIVITIES:					
Miscellaneous nonoperating revenue	194	-	-	-	194
Other nonoperating expenses	-	(5,000)	-	-	(5,000)
Transfers from other funds	-	-	-	667	667
Transfers to other funds	(8,696)	(9,310)	(18,695)	(2,018)	(38,719)
 Net Cash Used for Noncapital Financing Activities	 <u>(8,502)</u>	 <u>(14,310)</u>	 <u>(18,695)</u>	 <u>(1,351)</u>	 <u>(42,858)</u>
 CASH FLOWS FROM CAPITAL AND RELATED FINANCING ACTIVITIES:					
Capital contributions	-	200	-	379	579
Proceeds from sale of bonds and notes	-	36,217	1,228	54	37,499
Proceeds from sale of revenue bonds	-	-	-	-	-
Acquisition of property, plant, and equipment	(19,708)	(26,326)	(1,218)	(32)	(47,284)
Retirement of bonds, notes, and revenue bonds	(3,737)	(23,284)	(2,219)	(483)	(29,723)
Interest paid	(1,243)	(4,063)	(554)	(180)	(6,040)
Other	-	-	354	-	354
 Net Cash Used for Capital and Related Financing Activities	 <u>(24,688)</u>	 <u>(17,256)</u>	 <u>(2,409)</u>	 <u>(262)</u>	 <u>(44,615)</u>
 CASH FLOWS FROM INVESTING ACTIVITIES:					
Investment income	767	331	-	-	1,098
 Net Increase (Decrease) in Cash and Cash Equivalents	 <u>(9,630)</u>	 <u>1,395</u>	 <u>506</u>	 <u>-</u>	 <u>(7,729)</u>
Cash and Cash Equivalents - Beginning	29,182	8,885	21,485	-	59,552
 Cash and Cash Equivalents - Ending	 <u>\$ 19,552</u>	 <u>\$ 10,280</u>	 <u>\$ 21,991</u>	 <u>\$ -</u>	 <u>\$ 51,823</u>

CITY OF MILWAUKEE
STATEMENT OF CASH FLOWS
ENTERPRISE FUNDS
 FOR THE YEAR ENDED DECEMBER 31, 2008
 (Thousands of Dollars)

Exhibit B-3 (Continued)

	Water Works	Sewer Maintenance	Parking	Nonmajor Enterprise Funds	Total
Cash and Cash Equivalents at Year-End Consist of:					
Unrestricted Cash	\$ 18,897	\$ -	\$ 21,991	\$ -	\$ 40,888
Restricted Cash	655	10,280	-	-	10,935
	<u>\$ 19,552</u>	<u>\$ 10,280</u>	<u>\$ 21,991</u>	<u>\$ -</u>	<u>\$ 51,823</u>
RECONCILIATION OF OPERATING INCOME (LOSS) TO NET CASH PROVIDED BY OPERATING ACTIVITIES:					
Operating income	\$ 10,156	\$ 19,981	\$ 19,095	\$ 816	\$ 50,048
Adjustments to reconcile operating income (loss) to net cash provided by (used for) operating activities:					
Depreciation	13,117	4,409	2,060	1,219	20,805
Changes in assets and liabilities:					
Receivables	(901)	(1,642)	142	(3,379)	(5,780)
Due from other funds	(80)	748	-	583	1,251
Due from other governmental agencies	-	-	-	(73)	(73)
Inventories	14	-	-	-	14
Prepaid items	(354)	-	-	-	(354)
Other assets	(182)	-	-	-	(182)
Accounts payable	625	1,354	15	(5)	1,989
Accrued liabilities	398	351	275	78	1,102
Due to other funds	-	7,429	-	2,374	9,803
Deferred revenue	-	-	23	-	23
Net Cash Provided by Operating Activities	<u>\$ 22,793</u>	<u>\$ 32,630</u>	<u>\$ 21,610</u>	<u>\$ 1,613</u>	<u>\$ 78,646</u>

Non-cash Activities:

During the year, water mains and related property, installed by others were deeded to the Water Works in the amount of \$.9 million.

During the year, the Sewer Maintenance Fund removed infrastructure assets costing \$109,497 with a net value of \$0, and, received donated assets in the amount of \$3.779 million.

The notes to the financial statements are an integral part of this statement.

CITY OF MILWAUKEE
BALANCE SHEET
GOVERNMENTAL FUNDS
DECEMBER 31, 2007
(Thousands of Dollars)

Exhibit A-1

	General
ASSETS	
Assets:	
Cash and cash equivalents	\$ 69,534
Investments	218
Receivables (net):	
Taxes	113,903
Accounts	16,699
Unbilled accounts	748
Special assessments	-
Notes and loans	99
Accrued interest	1,302
Due from other funds	78,660
Due from component units	3,370
Due from other governmental agencies	523
Advances to other funds	14,032
Inventory of materials and supplies	6,226
Inventory of property for resale	26
Prepaid items	165
Total Assets	<u>\$ 305,505</u>
LIABILITIES AND FUND BALANCES	
Liabilities:	
Accounts payable	\$ 28,598
Accrued expenses	27,915
Due to other funds	898
Due to component units	-
Due to other governmental agencies	-
Deferred revenue	157,241
Revenue anticipation notes payable	-
Advances from other funds	-
Total Liabilities	<u>214,652</u>
Fund Balances:	
Reserved for debt service	-
Reserved for delinquent taxes receivable	-
Reserved for economic development	-
Reserved for encumbrances, prepaids, and carryovers	21,376
Reserved for inventory	6,252
Reserved for mortgage trust	218
Reserved for environmental remediation	303
Reserved for tax stabilization - 2008	29,457
Reserved for tax stabilization - 2009 and subsequent years' budgets and advances to other funds	33,247
Unreserved:	
Undesignated	-
Special assessment (deficit)	-
Total Fund Balances	<u>90,853</u>
Total Liabilities and Fund Balances	<u>\$ 305,505</u>

The notes to the financial statements are an integral part of this statement.

General Obligation Debt Service	Public Debt Amortization	Capital Projects	Nonmajor Governmental Funds	Total
\$ 102,295	\$ 42,543	\$ 2,142	\$ 14,735	\$ 231,249
-	8,692	-	-	8,910
53,925	-	4,787	8,258	180,873
-	-	264	355	17,318
-	-	-	-	748
-	-	15,157	-	15,157
14,929	18,838	-	20,307	54,173
310	122	-	-	1,734
-	-	-	-	78,660
13,966	-	-	167	17,503
188,000	-	5,049	10,698	204,270
-	-	-	-	14,032
-	-	369	-	6,595
-	-	-	-	26
-	-	-	-	165
<u>\$ 373,425</u>	<u>\$ 70,195</u>	<u>\$ 27,768</u>	<u>\$ 54,520</u>	<u>\$ 831,413</u>
\$ 3	\$ -	\$ 10,270	\$ 4,250	\$ 43,121
68	-	260	199	28,442
6,522	-	46,983	6,184	60,587
-	-	158	110	268
-	-	-	429	429
122,054	-	23,258	8,910	311,463
188,000	-	-	-	188,000
-	-	14,032	-	14,032
<u>316,647</u>	<u>-</u>	<u>94,961</u>	<u>20,082</u>	<u>646,342</u>
56,778	70,195	-	9,962	136,935
-	-	-	6,717	6,717
-	-	-	1,402	1,402
-	-	(54,611)	-	(33,235)
-	-	369	-	6,621
-	-	-	-	218
-	-	-	-	303
-	-	-	-	29,457
-	-	-	-	33,247
-	-	-	16,357	16,357
-	-	(12,951)	-	(12,951)
<u>56,778</u>	<u>70,195</u>	<u>(67,193)</u>	<u>34,438</u>	<u>185,071</u>
<u>\$ 373,425</u>	<u>\$ 70,195</u>	<u>\$ 27,768</u>	<u>\$ 54,520</u>	<u>\$ 831,413</u>

CITY OF MILWAUKEE
STATEMENT OF REVENUES, EXPENDITURES AND CHANGES IN FUND BALANCES
GOVERNMENTAL FUNDS
 FOR THE YEAR ENDED DECEMBER 31, 2007
 (Thousands of Dollars)

Exhibit A-3

	General
Revenues:	
Property taxes	\$ 137,253
Other taxes	5,311
Special assessments	-
Licenses and permits	13,704
Intergovernmental	272,539
Charges for services	76,496
Fines and forfeits	5,800
Contributions received	22,270
Other	18,883
Total Revenues	<u>552,256</u>
Expenditures:	
Current:	
General government	222,781
Public safety	257,137
Public works	93,956
Health	10,359
Culture and recreation	17,548
Conservation and development	3,279
Capital outlay	-
Debt Service:	
Principal retirement	-
Interest	-
Bond issuance costs	-
Total Expenditures	<u>605,060</u>
Excess (deficiency) of Revenues over Expenditures	<u>(52,804)</u>
Other Financing Sources (Uses):	
General obligation bonds and notes issued	66,000
Loans receivable activities	-
Issuance premium	-
Transfers in	40,561
Transfers out	(68,079)
Total Other Financing Sources and Uses	<u>38,482</u>
Net Change in Fund Balances	(14,322)
Fund Balances - Beginning	<u>105,175</u>
Fund Balances - Ending	<u>\$ 90,853</u>

The notes to the financial statements are an integral part of this statement.

General Obligation Debt Service	Public Debt Amortization	Capital Projects	Nonmajor Governmental Funds	Total
\$ 67,422	\$ -	\$ 12,906	\$ 3,501	\$ 221,082
13,287	2,269	-	-	20,867
-	-	3,542	-	3,542
-	-	-	-	13,704
715	-	7,584	56,032	336,870
3,258	-	-	-	79,754
-	-	-	-	5,800
-	-	-	-	22,270
<u>3,421</u>	<u>8,736</u>	<u>2,809</u>	<u>10,141</u>	<u>43,990</u>
<u>88,103</u>	<u>11,005</u>	<u>26,841</u>	<u>69,674</u>	<u>747,879</u>
45	-	-	3,067	225,893
-	-	-	11,319	268,456
-	-	-	3,822	97,778
-	-	-	11,929	22,288
-	-	-	2,166	19,714
-	-	-	27,675	30,954
-	-	127,336	-	127,336
147,893	4,184	-	-	152,077
35,360	-	-	-	35,360
78	-	-	-	78
<u>183,376</u>	<u>4,184</u>	<u>127,336</u>	<u>59,978</u>	<u>979,934</u>
<u>(95,273)</u>	<u>6,821</u>	<u>(100,495)</u>	<u>9,696</u>	<u>(232,055)</u>
-	-	21,318	15,610	102,928
-	-	-	4,975	4,975
2,129	-	-	-	2,129
104,886	-	-	-	145,447
<u>(7,248)</u>	<u>(10,230)</u>	<u>(2,502)</u>	<u>(20,905)</u>	<u>(108,964)</u>
<u>99,767</u>	<u>(10,230)</u>	<u>18,816</u>	<u>(320)</u>	<u>146,515</u>
4,494	(3,409)	(81,679)	9,376	(85,540)
<u>52,284</u>	<u>73,604</u>	<u>14,486</u>	<u>25,062</u>	<u>270,611</u>
<u>\$ 56,778</u>	<u>\$ 70,195</u>	<u>\$ (67,193)</u>	<u>\$ 34,438</u>	<u>\$ 185,071</u>

CITY OF MILWAUKEE
STATEMENT OF NET ASSETS
ENTERPRISE FUNDS
 DECEMBER 31, 2007
 (Thousands of Dollars)

Exhibit B-1

	Water Works	Sewer Maintenance	Parking	Nonmajor Enterprise Funds	Total
ASSETS					
Current Assets:					
Cash and cash equivalents	\$ 28,539	\$ -	\$ 21,485	\$ -	\$ 50,024
Restricted cash and cash equivalents	643	438	-	-	1,081
Receivables (net):					
Accounts	12,600	10,576	146	10,046	33,368
Unbilled accounts	9,770	2,129	-	2,144	14,043
Accrued interest	131	25	-	-	156
Due from other funds	4,702	1,285	-	1,117	7,104
Inventory of materials and supplies	2,345	-	-	-	2,345
Prepaid items	94	-	-	-	94
Deferred charges	-	479	-	-	479
Other assets	103	-	-	-	103
Total Current Assets	<u>58,927</u>	<u>14,932</u>	<u>21,631</u>	<u>13,307</u>	<u>108,797</u>
Noncurrent assets:					
Restricted cash and cash equivalents	-	8,447	-	-	8,447
Capital assets:					
Capital assets not being depreciated:					
Land	1,568	-	8,440	6,107	16,115
Construction in progress	12,249	36,800	3,650	-	52,699
Capital assets being depreciated:					
Buildings	21,292	-	50,645	13,063	85,000
Infrastructure	318,139	346,382	-	-	664,521
Improvements other than buildings	-	-	5,429	21,871	27,300
Machinery and equipment	201,183	4,260	1,496	4,776	211,715
Furniture and furnishings	-	22	-	55	77
Nonutility property	5,316	-	-	-	5,316
Accumulated depreciation	<u>(182,649)</u>	<u>(102,421)</u>	<u>(30,217)</u>	<u>(26,116)</u>	<u>(341,403)</u>
Total Noncurrent Assets	<u>377,098</u>	<u>293,490</u>	<u>39,443</u>	<u>19,756</u>	<u>729,787</u>
Total Assets	<u>436,025</u>	<u>308,422</u>	<u>61,074</u>	<u>33,063</u>	<u>838,584</u>

CITY OF MILWAUKEE
STATEMENT OF NET ASSETS
ENTERPRISE FUNDS
 DECEMBER 31, 2007
 (Thousands of Dollars)

Exhibit B-1 (Continued)

	Water Works	Sewer Maintenance	Parking	Nonmajor Enterprise Funds	Total
LIABILITIES					
Current Liabilities:					
Accounts payable	\$ 3,326	\$ 762	\$ 1,295	\$ 9,122	\$ 14,505
Accrued expenses	1,454	631	523	152	2,760
Accrued interest payable	346	810	183	109	1,448
Compensated absences	1,025	-	-	-	1,025
Due to other funds	9,790	5,451	-	9,936	25,177
Deferred revenue	-	-	28	-	28
General obligation debt payable - current	2,845	19,701	2,218	483	25,247
Revenue bonds payable - current	891	-	-	-	891
Total Current Liabilities	<u>19,677</u>	<u>27,355</u>	<u>4,247</u>	<u>19,802</u>	<u>71,081</u>
Current Liabilities Payable from Restricted Assets:					
Revenue bonds payable	-	3,214	-	-	3,214
Accrued interest payable	-	122	-	-	122
Total Current Liabilities Payable from Restricted Assets	<u>-</u>	<u>3,336</u>	<u>-</u>	<u>-</u>	<u>3,336</u>
Noncurrent Liabilities:					
General obligation debt	17,474	3,934	9,579	3,207	34,194
Revenue bonds payable	10,315	66,647	-	-	76,962
Other post employment benefits obligation	790	274	214	45	1,323
Total Noncurrent Liabilities	<u>28,579</u>	<u>70,855</u>	<u>9,793</u>	<u>3,252</u>	<u>112,479</u>
Total Liabilities	<u>48,256</u>	<u>101,546</u>	<u>14,040</u>	<u>23,054</u>	<u>186,896</u>
Net Assets:					
Invested in capital assets, net of related debt	345,572	191,547	28,409	16,066	581,594
Restricted for Debt Service	643	8,885	-	-	9,528
Unrestricted	<u>41,554</u>	<u>6,444</u>	<u>18,625</u>	<u>(6,057)</u>	<u>60,566</u>
Total Net Assets	<u>\$ 387,769</u>	<u>\$ 206,876</u>	<u>\$ 47,034</u>	<u>\$ 10,009</u>	<u>\$ 651,688</u>

The notes to the financial statements are an integral part of this statement.

CITY OF MILWAUKEE
STATEMENT OF REVENUES, EXPENSES AND CHANGES IN FUND NET ASSETS
ENTERPRISE FUNDS
 FOR THE YEAR ENDED DECEMBER 31, 2007
 (Thousands of Dollars)

Exhibit B-2

	Water Works	Sewer Maintenance	Parking	Nonmajor Enterprise Funds	Total
Operating Revenues:					
Charges for Services:					
Water sales	\$ 59,301	\$ -	\$ -	\$ -	\$ 59,301
Statutory sewer user fee	-	-	-	30,258	30,258
Sewer maintenance fee	-	37,756	-	-	37,756
Rent	-	-	7,124	6,022	13,146
Fire protection service	6,234	-	-	-	6,234
Parking meters	-	-	4,088	-	4,088
Parking permits	-	-	2,914	-	2,914
Vehicle towing	-	-	6,250	-	6,250
Parking forfeitures	-	-	18,950	-	18,950
Other	6,969	-	-	907	7,876
Total Operating Revenues	<u>72,504</u>	<u>37,756</u>	<u>39,326</u>	<u>37,187</u>	<u>186,773</u>
Operating Expenses:					
Milwaukee Metropolitan Sewerage District charges ...	-	-	-	27,808	27,808
Employee services	-	7,442	7,269	1,622	16,333
Administrative and general	6,634	-	-	34	6,668
Depreciation	12,943	4,086	2,415	2,385	21,829
Transmission and distribution	18,872	-	-	2,742	21,614
Services, supplies and materials	-	10,305	13,752	1,545	25,602
Water treatment	12,506	-	-	-	12,506
Water pumping	7,057	-	-	-	7,057
Billing and collection	2,678	-	-	1,601	4,279
Total Operating Expenses	<u>60,690</u>	<u>21,833</u>	<u>23,436</u>	<u>37,737</u>	<u>143,696</u>
Operating Income (Loss)	<u>11,814</u>	<u>15,923</u>	<u>15,890</u>	<u>(550)</u>	<u>43,077</u>
Nonoperating Revenues (Expenses):					
Investment income	1,707	414	-	-	2,121
Interest expense	(1,374)	(3,495)	(589)	(190)	(5,648)
Gain (loss) on disposal of fixed assets	-	-	133	-	133
Other	304	(4,600)	271	12	(4,013)
Total Nonoperating Revenues (Expenses)	<u>637</u>	<u>(7,681)</u>	<u>(185)</u>	<u>(178)</u>	<u>(7,407)</u>
Income (Loss) before Contributions and Transfers..	12,451	8,242	15,705	(728)	35,670
Capital contributions	2,178	3,265	-	619	6,062
Transfers in	-	-	-	683	683
Transfers out	(7,767)	(9,000)	(17,346)	(3,053)	(37,166)
Change in Net Assets	6,862	2,507	(1,641)	(2,479)	5,249
Total Net Assets - Beginning	<u>380,907</u>	<u>204,369</u>	<u>48,675</u>	<u>12,488</u>	<u>646,439</u>
Total Net Assets - Ending	<u>\$ 387,769</u>	<u>\$ 206,876</u>	<u>\$ 47,034</u>	<u>\$ 10,009</u>	<u>\$ 651,688</u>

The notes to the financial statements are an integral part of this statement.

CITY OF MILWAUKEE
STATEMENT OF CASH FLOWS
ENTERPRISE FUNDS
 FOR THE YEAR ENDED DECEMBER 31, 2007
 (Thousands of Dollars)

Exhibit B-3

	Water Works	Sewer Maintenance	Parking	Nonmajor Enterprise Funds	Total
CASH FLOWS FROM OPERATING ACTIVITIES:					
Receipts from customers and users	\$ 70,998	\$ 35,351	\$ 39,376	\$ 34,776	\$ 180,501
Payments to suppliers	(17,762)	(11,018)	(13,445)	(33,967)	(76,192)
Payments to employees	(24,178)	(7,171)	(7,000)	(1,540)	(39,889)
Payments from other funds	-	-	-	3,001	3,001
Payments to other funds	(5,995)	5,451	-	379	(165)
Net Cash Provided by Operating Activities.....	<u>23,063</u>	<u>22,613</u>	<u>18,931</u>	<u>2,649</u>	<u>67,256</u>
CASH FLOWS FROM NONCAPITAL FINANCING ACTIVITIES:					
Miscellaneous nonoperating revenue	304	-	-	-	304
Other nonoperating expenses	-	(4,600)	-	-	(4,600)
Transfers from other funds	-	-	-	683	683
Transfers to other funds	(7,767)	(9,000)	(17,346)	(3,053)	(37,166)
Net Cash Used for Noncapital Financing Activities	<u>(7,463)</u>	<u>(13,600)</u>	<u>(17,346)</u>	<u>(2,370)</u>	<u>(40,779)</u>
CASH FLOWS FROM CAPITAL AND RELATED FINANCING ACTIVITIES:					
Capital contributions	-	-	-	575	575
Proceeds from sale of bonds and notes	-	11,825	1,065	12	12,902
Proceeds from sale of revenue bonds	-	14,369	-	-	14,369
Acquisition of property, plant and equipment	(14,319)	(19,250)	(2,059)	(197)	(35,825)
Retirement of bonds, notes and revenue bonds	(4,231)	(24,750)	(2,080)	(480)	(31,541)
Interest paid	(1,425)	(3,214)	(592)	(200)	(5,431)
Other	-	-	542	11	553
Net Cash Provided by (Used for) Capital and Related Financing Activities	<u>(19,975)</u>	<u>(21,020)</u>	<u>(3,124)</u>	<u>(279)</u>	<u>(44,398)</u>
CASH FLOWS FROM INVESTING ACTIVITIES:					
Investment income	1,748	393	-	-	2,141
Net Decrease in Cash and Cash Equivalents	(2,627)	(11,614)	(1,539)	-	(15,780)
Cash and Cash Equivalents - Beginning	<u>31,809</u>	<u>20,499</u>	<u>23,024</u>	<u>-</u>	<u>75,332</u>
Cash and Cash Equivalents - Ending	<u>\$ 29,182</u>	<u>\$ 8,885</u>	<u>\$ 21,485</u>	<u>\$ -</u>	<u>\$ 59,552</u>

CITY OF MILWAUKEE
STATEMENT OF CASH FLOWS
ENTERPRISE FUNDS
 FOR THE YEAR ENDED DECEMBER 31, 2007
 (Thousands of Dollars)

Exhibit B-3 (Continued)

	Water Works	Sewer Maintenance	Parking	Nonmajor Enterprise Funds	Total
Cash and Cash Equivalents at Year End Consist of:					
Unrestricted Cash	\$ 28,539	\$ -	\$ 21,485	\$ -	\$ 50,024
Restricted Cash	643	8,885	-	-	9,528
	<u>\$ 29,182</u>	<u>\$ 8,885</u>	<u>\$ 21,485</u>	<u>\$ -</u>	<u>\$ 59,552</u>
RECONCILIATION OF OPERATING INCOME (LOSS) TO NET CASH PROVIDED BY OPERATING ACTIVITIES:					
Operating income (loss)	\$ 11,814	\$ 15,983	\$ 15,890	\$ (550)	\$ 43,137
Adjustments to reconcile operating income (loss) to net cash provided by (used for) operating activities:					
Depreciation	12,943	4,026	2,415	2,385	21,769
Changes in assets and liabilities:					
Receivables	(2,029)	(1,988)	59	(2,411)	(6,369)
Due from other funds	(415)	(417)	-	(257)	(1,089)
Inventories	(136)	-	-	-	(136)
Prepaid items	(73)	-	-	-	(73)
Other assets	31	-	-	-	31
Accounts payable	455	(713)	307	(237)	(188)
Accrued liabilities	473	271	269	82	1,095
Due to other funds	-	5,451	-	3,637	9,088
Deferred revenue	-	-	(9)	-	(9)
Net Cash Provided by Operating Activities	<u>\$ 23,063</u>	<u>\$ 22,613</u>	<u>\$ 18,931</u>	<u>\$ 2,649</u>	<u>\$ 67,256</u>

Non-cash Activities:

During the year, water mains and related property, installed by others were deeded to the Water Works in the amount of \$2.178 million.

During the year, the Sewer Maintenance Fund removed infrastructure assets costing \$95,007 with a net value of \$0, and, received donated assets in the amount of \$3.265 million.

The notes to the financial statements are an integral part of this statement.



HOUSING AUTHORITY OF THE
CITY OF MILWAUKEE

Tom Barrett
Mayor

Antonio M. Perez
Secretary-Executive Director

Alderman Willie L. Hines, Jr.
Chair, Board of Commissioners

March 9, 2010

Nancy Olson, Chief Information Officer
City of Milwaukee
809 North Broadway
Milwaukee, WI 53202

Dear Ms. Olson:

The Housing Authority of the City of Milwaukee (HACM) is proud to partner with you on the Broadband Technology Opportunities Program (BTOP) grant application.

HACM provides housing to over 10,000 low-income families through its public housing, affordable housing, and Housing Choice Voucher rent assistance programs. HACM also provides supportive services to its residents working with partners through a variety of employment and economic self-sufficiency programs, educational programs, healthcare programs, youth programs, and senior programs.

HACM is committed to providing the following inkind and cash match for the City's proposal:

1. Facility –Lapham Park computer center: Using an estimated \$500/month fair market value of rent for 36 months, this inkind donation is estimated at \$18,000 for the grant period.
2. Facility-Hillside computer center: Using an estimated \$500/month fair market value of rent for 36 months, this inkind donation is estimated at \$18,000 for the grant period.
3. Scholarships: HACM provides scholarships to students from its own non-federal funds. We estimate that we will provide nine \$2,000 scholarships for higher education to users of the Public Computer Centers, or \$18,000 for the three-year grant period.

We hope that our total of \$54,000 in matching funds will help to support the City's application to the BTOP program. As a provider of housing for low-income individuals, we believe that the proposed partnership will help to reduce disparities in access to broadband technology.

Sincerely,

Antonio M. Pérez
Secretary-Executive Director

Housing Management
809 N. Broadway, 3rd Floor
Milwaukee, WI 53202
(414) 286-5824 Voice
(414) 286-0833 Fax

Community Services
650 W. Reservoir Ave.
Milwaukee, WI 53212
(414) 286-5100 Voice
(414) 286-3169 Fax
(414) 286-3504 TDD

Housing Operations
5125 W. Lisbon Ave.
Milwaukee, WI 53210
(414) 286-2192 Voice
(414) 286-8742 Fax

Maintenance Operations
2411 N. 51st St.
Milwaukee, WI 53210
(414) 286-2931 Voice
(414) 286-0208 Fax

Modernization & Development
5125 W. Lisbon Ave.
Milwaukee, WI 53210
(414) 286-2951 Voice
(414) 286-8742 Fax

Rent Assistance
5011 W. Lisbon Ave.
Milwaukee, WI 53210
(414) 286-5650 Voice
(414) 286-5094 Fax
(414) 286-5645 TDD



809 N. Broadway, 3rd Floor, Milwaukee, WI 53202
Mailing Address: P.O. Box 324, Milwaukee, WI 53201-0324

