

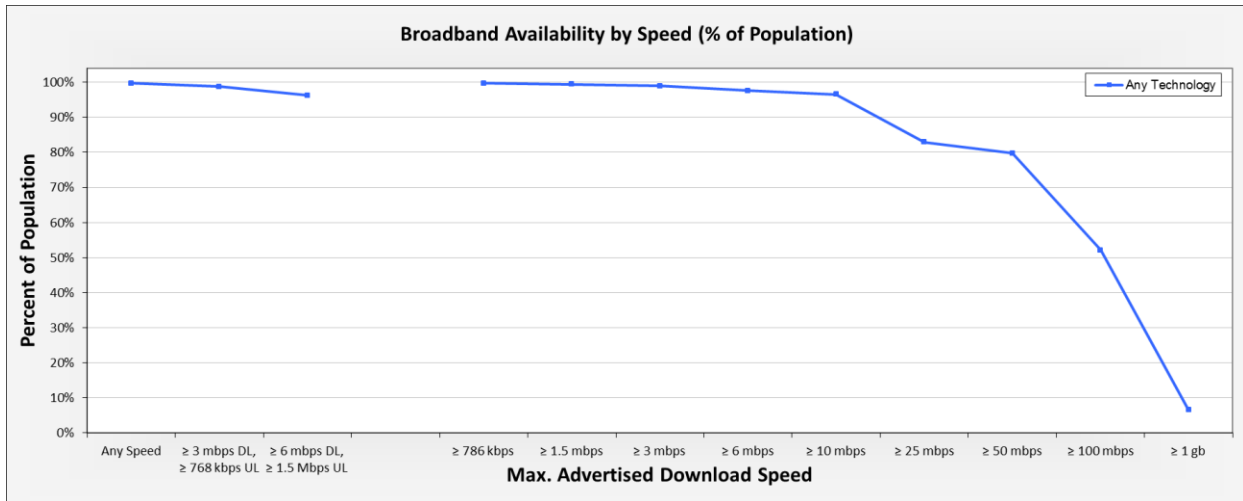
Report Description:

This report illustrates the percent of population with reported access to broadband speeds by technology type.

- Data as of December 2012, Report published July 2013

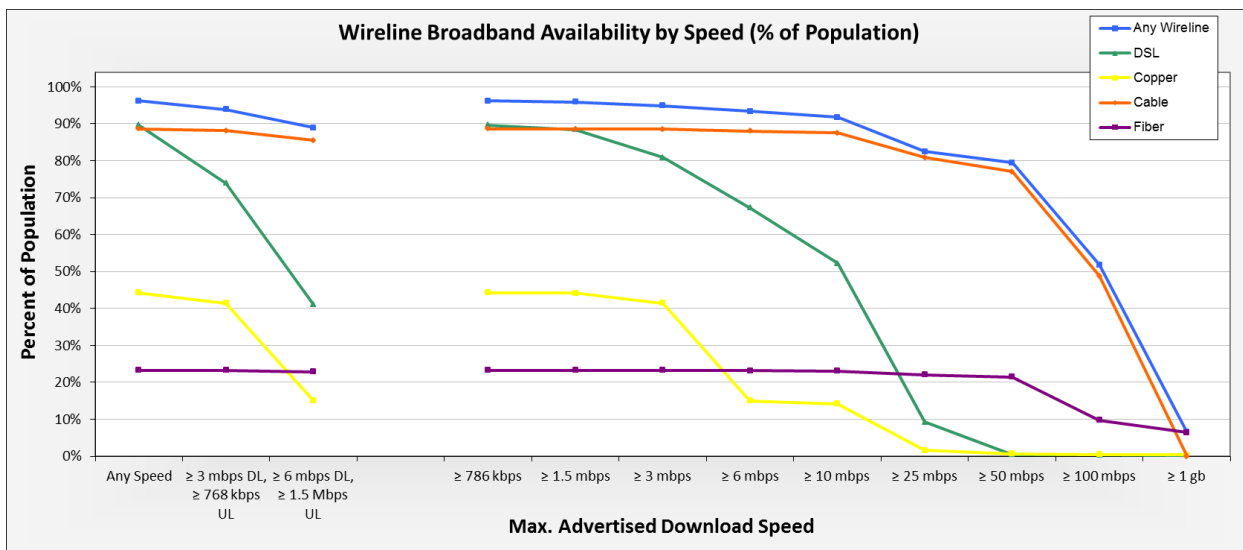
Graph: Any Technology

This graph illustrates the percent of population nationwide with access to any technology, by speed tier.



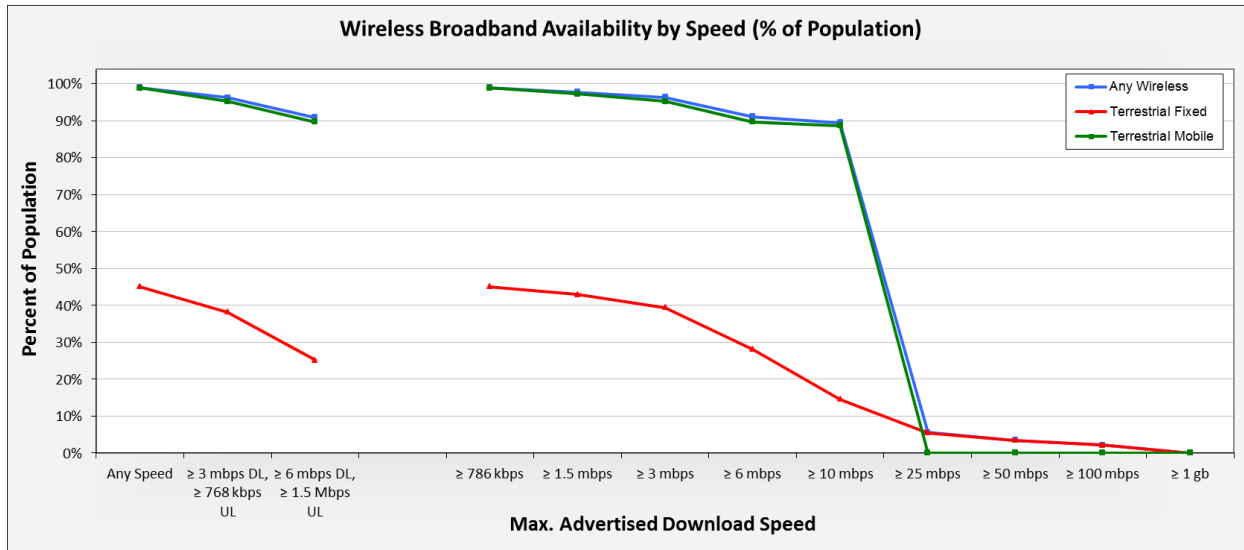
Graph: Wireline Technology

This graph illustrates the percent of population nationwide with access to wireline technologies, by speed tier.



Graph: Wireless Technology

This graph illustrates the percent of population nationwide with access to wireless technologies, by speed tier.



Nationwide Availability of Broadband Speed (Download, Upload) by Technology Type

Technology	Any Speed				BB Speed > 3 DL / 768 UL				BB Speed > 6 DL / 1.5 UL			
	HU	% Margin of Error (+/-)	Pop	% Margin of Error (+/-)	HU	% Margin of Error (+/-)	Pop	% Margin of Error (+/-)	HU	% Margin of Error (+/-)	Pop	% Margin of Error (+/-)
Any Technology	99.54%	0.33%	99.67%	0.24%	98.35%	0.68%	98.75%	0.56%	95.39%	1.12%	96.20%	0.99%
Wireline	95.82%	0.00%	96.16%	0.00%	93.39%	0.00%	93.92%	0.00%	88.22%	0.00%	88.93%	0.00%
DSL	89.58%	0.00%	89.69%	0.00%	73.65%	0.00%	73.95%	0.00%	40.46%	0.00%	40.98%	0.00%
<i>Asymmetric</i>	89.48%	0.00%	89.60%	0.00%	73.14%	0.00%	73.41%	0.00%	35.49%	0.00%	36.13%	0.00%
<i>Symmetric</i>	22.77%	0.00%	22.92%	0.00%	16.16%	0.00%	16.17%	0.00%	8.72%	0.00%	8.55%	0.00%
Copper	42.36%	0.00%	44.28%	0.00%	39.52%	0.00%	41.38%	0.00%	14.27%	0.00%	15.01%	0.00%
Cable	87.83%	0.00%	88.65%	0.00%	87.27%	0.00%	88.12%	0.00%	84.61%	0.00%	85.48%	0.00%
<i>DOCSIS 3.0</i>	81.08%	0.00%	81.87%	0.00%	81.01%	0.00%	81.81%	0.00%	80.48%	0.00%	81.30%	0.00%
<i>Cable Other</i>	10.25%	0.00%	10.13%	0.00%	9.22%	0.00%	9.21%	0.00%	6.78%	0.00%	6.77%	0.00%
Fiber	22.90%	0.00%	23.28%	0.00%	22.82%	0.00%	23.22%	0.00%	22.42%	0.00%	22.82%	0.00%
BPL	0.07%	0.00%	0.06%	0.00%	0.00%	0.00%	0.00%	0.00%	0.00%	0.00%	0.00%	0.00%
Any Wireless	98.63%	1.08%	99.00%	0.80%	95.31%	1.97%	96.28%	1.61%	89.34%	2.83%	90.91%	2.53%
<i>Terrestrial Fixed</i>	44.29%	4.55%	45.10%	4.43%	37.23%	3.83%	38.17%	3.74%	24.42%	2.71%	25.20%	2.70%
<i>Unlicensed</i>	39.50%	4.35%	40.32%	4.22%	32.14%	3.48%	33.10%	3.40%	20.41%	2.29%	21.21%	2.29%
<i>Licensed</i>	17.32%	1.96%	17.49%	1.98%	14.33%	1.62%	14.56%	1.63%	8.25%	0.84%	8.28%	0.86%
<i>Terrestrial Mobile</i>	98.49%	1.14%	98.91%	0.84%	94.09%	2.01%	95.25%	1.67%	88.00%	2.84%	89.69%	2.56%
Other	0.00%	0.00%	0.00%	0.00%	0.00%	0.00%	0.00%	0.00%	0.00%	0.00%	0.00%	0.00%

Nationwide Availability of Broadband Download Speed by Technology Type

Technology	BB Speed > 768 mbps DL				BB Speed > 1.5 mbps DL				BB Speed > 3 mbps DL				BB Speed > 6 mbps DL			
	HU	% Margin of Error (+/-)	Pop	% Margin of Error (+/-)	HU	% Margin of Error (+/-)	Pop	% Margin of Error (+/-)	HU	% Margin of Error (+/-)	Pop	% Margin of Error (+/-)	HU	% Margin of Error (+/-)	Pop	% Margin of Error (+/-)
Any Technology	99.54%	0.33%	99.67%	0.24%	99.17%	0.46%	99.39%	0.36%	98.59%	0.60%	98.95%	0.49%	96.93%	0.82%	97.53%	0.72%
Wireline	95.82%	0.00%	96.16%	0.00%	95.53%	0.00%	95.89%	0.00%	94.46%	0.00%	94.91%	0.00%	92.80%	0.00%	93.35%	0.00%
DSL	89.58%	0.00%	89.69%	0.00%	88.33%	0.00%	88.42%	0.00%	80.83%	0.00%	80.90%	0.00%	67.16%	0.00%	67.26%	0.00%
<i>Asymmetric</i>	89.48%	0.00%	89.60%	0.00%	88.23%	0.00%	88.33%	0.00%	80.69%	0.00%	80.75%	0.00%	66.73%	0.00%	66.80%	0.00%
<i>Symmetric</i>	22.77%	0.00%	22.92%	0.00%	21.90%	0.00%	22.08%	0.00%	16.16%	0.00%	16.17%	0.00%	8.72%	0.00%	8.55%	0.00%
Copper	42.36%	0.00%	44.28%	0.00%	42.23%	0.00%	44.15%	0.00%	39.54%	0.00%	41.40%	0.00%	14.28%	0.00%	15.02%	0.00%
Cable	87.83%	0.00%	88.65%	0.00%	87.75%	0.00%	88.57%	0.00%	87.66%	0.00%	88.49%	0.00%	87.23%	0.00%	88.05%	0.00%
<i>DOCSIS 3.0</i>	81.08%	0.00%	81.87%	0.00%	81.08%	0.00%	81.87%	0.00%	81.07%	0.00%	81.87%	0.00%	81.06%	0.00%	81.86%	0.00%
<i>Cable Other</i>	10.25%	0.00%	10.13%	0.00%	10.14%	0.00%	10.04%	0.00%	10.04%	0.00%	9.95%	0.00%	9.57%	0.00%	9.47%	0.00%
Fiber	22.90%	0.00%	23.28%	0.00%	22.89%	0.00%	23.28%	0.00%	22.85%	0.00%	23.25%	0.00%	22.73%	0.00%	23.13%	0.00%
BPL	0.07%	0.00%	0.06%	0.00%	0.07%	0.00%	0.06%	0.00%	0.00%	0.00%	0.00%	0.00%	0.00%	0.00%	0.00%	0.00%
Any Wireless	98.63%	1.08%	99.00%	0.80%	97.13%	1.64%	97.82%	1.29%	95.41%	1.98%	96.36%	1.61%	89.63%	2.83%	91.17%	2.52%
<i>Terrestrial Fixed</i>	44.29%	4.55%	45.10%	4.43%	42.10%	4.48%	42.97%	4.38%	38.51%	4.21%	39.43%	4.11%	27.17%	2.57%	28.15%	2.56%
<i>Unlicensed</i>	39.50%	4.35%	40.32%	4.22%	37.13%	4.22%	38.00%	4.12%	33.31%	3.87%	34.24%	3.77%	22.73%	2.42%	23.72%	2.42%
<i>Licensed</i>	17.32%	1.96%	17.49%	1.98%	16.55%	1.92%	16.73%	1.94%	14.85%	1.73%	15.08%	1.74%	10.63%	0.91%	10.75%	0.92%
<i>Terrestrial Mobile</i>	98.49%	1.14%	98.91%	0.84%	96.45%	1.70%	97.28%	1.36%	94.09%	2.01%	95.25%	1.67%	88.06%	2.84%	89.75%	2.56%
Other	0.00%	0.00%	0.00%	0.00%	0.00%	0.00%	0.00%	0.00%	0.00%	0.00%	0.00%	0.00%	0.00%	0.00%	0.00%	0.00%

Technology	BB Speed > 10 mbps DL				BB Speed > 25 mbps DL				BB Speed > 50 mbps DL				BB Speed > 100 mbps DL			
	HU	% Margin of Error (+/-)	Pop	% Margin of Error (+/-)	HU	% Margin of Error (+/-)	Pop	% Margin of Error (+/-)	HU	% Margin of Error (+/-)	Pop	% Margin of Error (+/-)	HU	% Margin of Error (+/-)	Pop	% Margin of Error (+/-)
Any Technology	95.79%	0.91%	96.55%	0.81%	82.11%	0.08%	82.88%	0.08%	78.75%	0.05%	79.76%	0.05%	51.53%	0.05%	52.07%	0.05%
Wireline	91.11%	0.00%	91.79%	0.00%	81.73%	0.00%	82.51%	0.00%	78.47%	0.00%	79.47%	0.00%	51.26%	0.00%	51.80%	0.00%
DSL	51.88%	0.00%	52.20%	0.00%	9.52%	0.00%	9.27%	0.00%	0.54%	0.00%	0.49%	0.00%	0.38%	0.00%	0.36%	0.00%
Asymmetric	49.78%	0.00%	50.06%	0.00%	6.83%	0.00%	6.79%	0.00%	0.51%	0.00%	0.47%	0.00%	0.35%	0.00%	0.33%	0.00%
Symmetric	7.84%	0.00%	7.61%	0.00%	3.38%	0.00%	3.10%	0.00%	0.38%	0.00%	0.36%	0.00%	0.38%	0.00%	0.36%	0.00%
Copper	13.43%	0.00%	14.23%	0.00%	1.69%	0.00%	1.62%	0.00%	0.74%	0.00%	0.71%	0.00%	0.49%	0.00%	0.49%	0.00%
Cable	86.63%	0.00%	87.50%	0.00%	80.05%	0.00%	80.89%	0.00%	75.88%	0.00%	77.03%	0.00%	48.07%	0.00%	48.80%	0.00%
DOCSIS 3.0	81.02%	0.00%	81.81%	0.00%	79.73%	0.00%	80.59%	0.00%	75.83%	0.00%	76.98%	0.00%	48.07%	0.00%	48.79%	0.00%
Cable Other	8.40%	0.00%	8.42%	0.00%	0.41%	0.00%	0.39%	0.00%	0.06%	0.00%	0.06%	0.00%	0.01%	0.00%	0.01%	0.00%
Fiber	22.62%	0.00%	23.02%	0.00%	21.60%	0.00%	22.01%	0.00%	21.01%	0.00%	21.47%	0.00%	10.05%	0.00%	9.79%	0.00%
BPL	0.00%	0.00%	0.00%	0.00%	0.00%	0.00%	0.00%	0.00%	0.00%	0.00%	0.00%	0.00%	0.00%	0.00%	0.00%	0.00%
Any Wireless	87.88%	2.81%	89.54%	2.51%	5.44%	0.69%	5.57%	0.71%	3.39%	0.35%	3.44%	0.36%	2.18%	0.25%	2.21%	0.26%
Terrestrial Fixed	14.38%	1.48%	14.61%	1.48%	5.37%	0.67%	5.49%	0.69%	3.39%	0.35%	3.44%	0.36%	2.18%	0.25%	2.21%	0.26%
Unlicensed	13.42%	1.36%	13.65%	1.35%	5.13%	0.64%	5.25%	0.66%	2.84%	0.17%	2.85%	0.16%	1.75%	0.09%	1.75%	0.08%
Licensed	3.63%	0.41%	3.67%	0.43%	2.21%	0.20%	2.25%	0.22%	2.13%	0.19%	2.17%	0.21%	1.99%	0.17%	2.03%	0.19%
Terrestrial Mobile	86.99%	2.83%	88.70%	2.54%	0.07%	0.02%	0.08%	0.02%	0.00%	0.00%	0.00%	0.00%	0.00%	0.00%	0.00%	0.00%
Other	0.00%	0.00%	0.00%	0.00%	0.00%	0.00%	0.00%	0.00%	0.00%	0.00%	0.00%	0.00%	0.00%	0.00%	0.00%	0.00%

Technology	BB Speed > 1 gb DL			
	HU	% Margin of Error (+/-)	Pop	% Margin of Error (+/-)
Any Technology	6.93%	0.01%	6.69%	0.01%
Wireline	6.91%	0.00%	6.68%	0.00%
DSL	0.27%	0.00%	0.26%	0.00%
Asymmetric	0.26%	0.00%	0.24%	0.00%
Symmetric	0.27%	0.00%	0.26%	0.00%
Copper	0.38%	0.00%	0.39%	0.00%
Cable	0.00%	0.00%	0.00%	0.00%
DOCSIS 3.0	0.00%	0.00%	0.00%	0.00%
Cable Other	0.00%	0.00%	0.00%	0.00%
Fiber	6.81%	0.00%	6.57%	0.00%
BPL	0.00%	0.00%	0.00%	0.00%
Any Wireless	0.02%	0.01%	0.01%	0.01%
Terrestrial Fixed	0.02%	0.01%	0.01%	0.01%
Unlicensed	0.02%	0.01%	0.01%	0.01%
Licensed	0.00%	0.00%	0.00%	0.00%
Terrestrial Mobile	0.00%	0.00%	0.00%	0.00%
Other	0.00%	0.00%	0.00%	0.00%